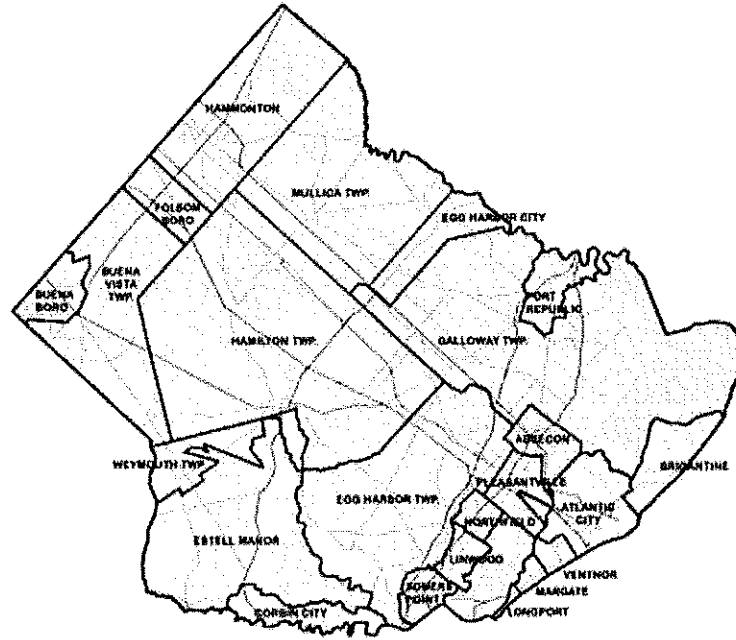



# ABSTRACT OF RATABLES for ATLANTIC COUNTY 2023



## Atlantic County Board of Taxation

5909 Main Street  
Mays Landing, New Jersey 08330  
(609) 645-5820  
[www.aclink.org/taxation](http://www.aclink.org/taxation)

Dennis Levinson, County Executive  
Gerald DelRosso, County Administrator



Charles E. Woolson, President  
William J. Polistina, Commissioner  
Greg Sykora, Commissioner  
Stephen Dicht, Commissioner  
Michael Duffy, Commissioner

---

Keith Szendrey, County Tax Administrator

2023 Abstract of Ratables for the County of Atlantic

Taxing District	1		2	3	4	5	6
	Taxable Value		Taxable Value of Land and Improvements (Col 1A+1B)	Total Taxable Value Of Partial Exemptions & Abatements (Assessed Value)	Net Taxable Value of Land & Improvements (Col 2-3)	Taxable Value Communication Equipment	Net Taxable Value (Col 4+5)
	(A) Land	(B) Improvements (Includes Partial) Exemptions & Abatements)					
01 Absecon City	312,908,000	410,770,500	723,678,500	339,000	723,339,500	0	723,339,500
02 Atlantic City	1,074,267,425	1,325,932,508	2,400,199,933	1,381,100	2,398,818,833	0	2,398,818,833
03 Brigantine City	2,056,900,500	1,377,254,500	3,434,155,000	0	3,434,155,000	0	3,434,155,000
04 Buena	95,288,700	195,395,700	290,684,400	0	290,684,400	0	290,684,400
05 Buena Vista Twp	212,081,450	436,525,100	648,606,550	0	648,606,550	1,047,800	649,654,350
06 Corbin City	18,472,100	32,163,700	50,635,800	0	50,635,800	0	50,635,800
07 Egg Harbor City	60,901,600	141,264,600	202,166,200	219,400	201,946,800	0	201,946,800
08 Egg Harbor Twp	1,219,610,400	2,895,958,750	4,115,569,150	0	4,115,569,150	0	4,115,569,150
09 Estell Manor City	48,731,500	108,495,700	157,227,200	0	157,227,200	779,300	158,006,500
10 Folsom	65,430,000	110,371,300	175,801,300	0	175,801,300	0	175,801,300
11 Galloway Twp	821,332,500	1,928,612,500	2,749,945,000	190,000	2,749,755,000	100	2,749,755,100
12 Hamilton Twp	558,462,600	1,489,167,600	2,047,630,200	2,444,900	2,045,185,300	7,099,700	2,052,285,000
13 Hammonton Town	377,157,600	1,030,639,700	1,407,797,300	0	1,407,797,300	0	1,407,797,300
14 Linwood City	373,744,100	560,641,200	934,385,300	0	934,385,300	0	934,385,300
15 Longport	1,334,498,400	597,328,100	1,931,826,500	0	1,931,826,500	0	1,931,826,500
16 Margate City	2,240,901,000	1,698,484,000	3,939,385,000	0	3,939,385,000	0	3,939,385,000
17 Mullica Twp	143,974,700	316,117,300	460,092,000	25,000	460,067,000	0	460,067,000
18 Northfield City	311,369,500	561,020,100	872,389,600	0	872,389,600	0	872,389,600
19 Pleasantville City	209,713,600	580,801,200	790,514,800	11,000	790,503,800	0	790,503,800
20 Port Republic City	35,059,600	82,046,900	117,106,500	22,300	117,084,200	0	117,084,200
21 Somers Point City	478,585,400	668,475,600	1,147,061,000	658,600	1,146,402,400	100	1,146,402,500
22 Ventnor City	1,167,877,300	995,199,600	2,163,076,900	29,697,000	2,133,379,900	0	2,133,379,900
23 Weymouth Twp	60,539,800	103,657,100	164,196,900	0	164,196,900	607,200	164,804,100
Total	13,277,807,775	17,646,323,258	30,924,131,033	34,988,300	30,889,142,733	9,534,200	30,898,676,933

2023 Abstract of Ratables for the County of Atlantic

Taxing District	7	9				10		11
	General Tax Rate Per \$100	8 County Equali- zation Ratio	True Value		Equalization		Net Valuation For County Tax Apportionment (Col 6-9A+9B -10A+10B)	
			(A) UEZ Abatement Expired	(B) Class II Railroads	(A) Amounts Deducted	(B) Amounts Added		
01 Absecon City	3.323	84.01%	0	0	0	138,689,574	862,029,074	
02 Atlantic City	3.565	75.51%	0	0	0	828,965,389	3,227,784,222	
03 Brigantine City	1.848	73.57%	0	0	0	1,235,585,826	4,669,740,826	
04 Buena	3.370	89.07%	0	0	0	37,090,314	327,774,714	
05 Buena Vista Twp	2.823	93.85%	0	0	0	44,183,264	693,837,614	
06 Corbin City	2.105	82.98%	0	0	0	10,492,118	61,127,918	
07 Egg Harbor City	5.391	78.05%	0	0	0	60,722,914	262,669,714	
08 Egg Harbor Twp	3.348	80.27%	0	0	0	1,033,094,493	5,148,663,643	
09 Estell Manor City	2.875	77.42%	0	0	0	46,191,608	204,198,108	
10 Folsom	2.204	87.02%	0	0	0	27,297,569	203,098,869	
11 Galloway Twp	3.326	76.21%	0	0	0	868,960,853	3,618,715,953	
12 Hamilton Twp	3.394	75.92%	0	0	0	654,009,771	2,706,294,771	
13 Hammonton Town	2.747	86.54%	0	0	0	226,923,344	1,634,720,644	
14 Linwood City	3.737	88.13%	0	0	0	127,001,058	1,061,386,358	
15 Longport	1.066	78.56%	0	0	0	527,920,997	2,459,747,497	
16 Margate City	1.650	68.31%	0	0	0	1,831,945,699	5,771,330,699	
17 Mullica Twp	3.553	74.78%	0	0	0	156,312,159	616,379,159	
18 Northfield City	3.545	87.20%	0	0	0	130,859,195	1,003,248,795	
19 Pleasantville City	5.116	87.08%	0	0	0	121,344,964	911,848,764	
20 Port Republic City	3.079	71.87%	0	0	0	46,079,192	163,163,392	
21 Somers Point City	3.470	78.10%	0	0	0	324,208,568	1,470,611,068	
22 Ventnor City	2.661	82.80%	0	0	0	445,953,707	2,579,333,607	
23 Weymouth Twp	2.699	80.92%	0	0	0	39,085,650	203,889,750	
Total						8,962,918,226	39,861,595,159	

2023 Abstract of Ratables for the County of Atlantic

Taxing District	Section 12A							
	(i)	(ii)				(iii)	(iv)	(v)
	Total County Taxes Apportioned	Adjustments Resulting From:				Net County Taxes Apportioned	Municipal Budget State Aid	Net County Taxes Apportioned Less State Aid (Col 12A(iii)) -12A(iv)-County BPP Adjustment)
		(A) Equal Table Appeals		(B) Appeals & Corrections				
Deduct Overpay		Add Underpay	Deduct Overpay	Add Underpay				
01 Absecon City	3,780,965.46	0.00	0.00	20,583.06	0.00	3,760,382.40	0.00	3,760,382.40
02 Atlantic City	14,157,458.29	0.00	0.00	2,005,699.59	0.00	12,151,758.70	0.00	12,151,758.70
03 Brigantine City	20,482,057.17	0.00	0.00	817.82	0.00	20,481,239.35	0.00	20,481,239.35
04 Buena	1,437,660.18	0.00	0.00	1,276.70	0.00	1,436,383.48	0.00	1,436,383.48
05 Buena Vista Twp	3,043,257.05	0.00	0.00	1,123.39	0.00	3,042,133.66	0.00	3,042,133.66
06 Corbin City	268,114.56	0.00	0.00	4,291.87	0.00	263,822.69	0.00	263,822.69
07 Egg Harbor City	1,152,101.65	0.00	0.00	0.00	0.00	1,152,101.65	0.00	1,152,101.65
08 Egg Harbor Twp	22,582,671.51	0.00	0.00	83,654.70	0.00	22,499,016.81	0.00	22,499,016.81
09 Estell Manor City	895,638.00	0.00	0.00	0.00	0.00	895,638.00	0.00	895,638.00
10 Folsom	890,816.60	0.00	0.00	0.00	0.00	890,816.60	0.00	890,816.60
11 Galloway Twp	15,872,132.91	0.00	0.00	0.00	13,105.36	15,885,238.27	0.00	15,885,238.27
12 Hamilton Twp	11,870,141.47	0.00	0.00	961.77	0.00	11,869,179.70	0.00	11,869,179.70
13 Hammonton Town	7,170,085.65	0.00	0.00	4,176.26	0.00	7,165,909.39	0.00	7,165,909.39
14 Linwood City	4,655,371.01	0.00	0.00	3,231.43	0.00	4,652,139.58	0.00	4,652,139.58
15 Longport	10,788,754.82	0.00	0.00	8,616.10	0.00	10,780,138.72	0.00	10,780,138.72
16 Margate City	25,313,765.74	0.00	0.00	8,616.10	0.00	25,305,149.64	0.00	25,305,149.64
17 Mullica Twp	2,703,514.74	0.00	0.00	2,498.34	0.00	2,701,016.40	0.00	2,701,016.40
18 Northfield City	4,400,372.51	0.00	0.00	13,080.18	0.00	4,387,292.33	0.00	4,387,292.33
19 Pleasantville City	3,999,480.75	0.00	0.00	50,276.70	0.00	3,949,204.05	0.00	3,949,204.05
20 Port Republic City	715,654.69	0.00	0.00	0.00	0.00	715,654.69	0.00	715,654.69
21 Somers Point City	6,450,280.88	0.00	0.00	0.00	32,026.56	6,482,307.44	0.00	6,482,307.44
22 Ventnor City	11,313,274.20	0.00	0.00	0.00	0.00	11,313,274.20	0.00	11,313,274.20
23 Weymouth Twp	894,284.40	0.00	0.00	264.81	0.00	894,019.59	0.00	894,019.59
<b>Total</b>	<b>174,837,854.24</b>			<b>2,209,168.82</b>	<b>45,131.92</b>	<b>172,673,817.34</b>		<b>172,673,817.34</b>

2023 Abstract of Ratables for the County of Atlantic

Taxing District	Section 12-B			Section 12-C						Section 12-D
	(A)	(B)	(C)	Local Taxes to be Raised for:			(ii) Local Municipal Purposes			
	County Library Taxes Apportioned	County Health Svcs Taxes Apportioned	County Open Space Taxes Apportioned	(i) District School Purposes			(A) Municipal Budget (adj for BPP)	(B) Municipal Open Space Budget	(C) Municipal Library Budget	
				(A) District School (adj for BPP)	(B) Reg., Consol. & Joint School (adj for BPP)	(C) Local School (adj for BPP)				
01 Absecon City	267,704.82	174,949.53	43,030.82	12,419,294.00	0.00	0.00	7,370,830.00	0.00	0.00	24,036,191.57
02 Atlantic City	0.00	0.00	151,500.30	34,974,839.00	0.00	0.00	37,173,694.83	0.00	1,062,277.41	85,514,070.24
03 Brigantine City	1,450,304.26	953,294.72	234,867.24	15,888,114.00	0.00	979,551.44	23,455,881.00	0.00	0.00	63,443,252.01
04 Buena	101,710.08	66,853.09	16,472.64	0.00	4,936,223.00	0.00	3,237,035.87	0.00	0.00	9,794,678.16
05 Buena Vista Twp	215,415.86	141,592.71	34,886.40	0.00	11,263,023.00	0.00	3,636,620.56	0.00	0.00	18,333,672.19
06 Corbin City	18,659.79	12,257.84	3,044.18	578,780.00	0.00	0.00	189,030.00	0.00	0.00	1,065,594.50
07 Egg Harbor City	81,582.01	53,624.52	13,211.66	3,474,881.00	1,466,915.00	0.00	4,643,857.85	0.00	0.00	10,886,173.69
08 Egg Harbor Twp	1,592,935.17	1,047,049.36	258,407.19	85,120,158.00	0.00	0.00	26,428,848.68	823,114.00	0.00	137,769,529.21
09 Estell Manor City	63,421.44	41,687.43	10,270.67	2,882,239.00	0.00	0.00	648,538.99	0.00	0.00	4,541,795.53
10 Folsom	63,080.03	41,463.02	10,215.39	2,095,128.00	0.00	0.00	772,212.24	0.00	0.00	3,872,915.28
11 Galloway Twp	1,124,884.37	739,404.64	182,159.71	36,180,254.00	19,559,319.00	0.00	17,775,291.80	0.00	0.00	91,446,551.79
12 Hamilton Twp	840,473.84	552,447.22	136,109.05	22,550,707.00	14,158,933.00	0.00	19,536,924.30	0.00	0.00	69,644,774.11
13 Hammonton Town	507,411.23	333,521.97	82,187.46	20,149,897.00	0.00	0.00	10,432,015.92	0.00	0.00	38,670,942.97
14 Linwood City	0.00	216,525.25	53,350.57	13,448,318.00	6,861,173.00	206,700.00	9,123,845.00	0.00	352,158.00	34,914,209.40
15 Longport	0.00	501,751.22	123,673.85	1,480,493.00	0.00	0.00	6,891,861.74	0.00	808,023.00	20,585,941.53
16 Margate City	0.00	1,177,817.22	290,238.53	10,582,403.00	0.00	1,417,762.25	24,304,934.00	0.00	1,882,872.00	64,961,176.64
17 Mullica Twp	191,259.75	125,710.29	30,974.68	5,021,358.00	3,775,498.00	0.00	4,498,297.23	0.00	0.00	16,344,114.35
18 Northfield City	0.00	204,164.86	50,350.14	10,932,692.00	6,437,911.00	0.00	8,577,002.60	0.00	331,436.00	30,920,848.93
19 Pleasantville City	279,502.05	183,646.66	45,467.58	10,582,403.00	0.00	0.00	25,399,482.32	0.00	0.00	40,439,705.66
20 Port Republic City	50,676.56	33,310.12	8,206.73	2,168,064.00	0.00	0.00	605,259.14	23,421.30	0.00	3,604,592.54
21 Somers Point City	458,982.23	301,766.74	74,466.35	11,232,366.00	8,520,292.00	0.00	12,709,252.62	0.00	0.00	39,779,433.38
22 Ventnor City	801,109.55	526,575.86	129,734.29	16,622,500.00	0.00	1,270,687.50	26,089,447.00	0.00	0.00	56,753,328.40
23 Weymouth Twp	63,308.96	41,617.73	10,254.33	2,612,870.00	0.00	0.00	808,708.99	16,480.41	0.00	4,447,260.01
Total	8,172,422.00	7,471,032.00	1,993,079.76	320,997,758.00	76,979,287.00	3,874,701.19	274,308,872.68	863,015.71	4,436,766.41	871,770,752.09

2023 Abstract of Ratables for the County of Atlantic

Taxing District	Section 13						
	Real Property Exempt From Taxation						
	(A) Public School	(B) Other School	(C) Public Property	(D) Church And Charitable	(E) Cemeteries And Graveyards	(F) Other Exempts	(G) Total Amount of Exempts (13A+B+C+D+E+F)
01 Absecon City	16,660,100	13,723,700	31,103,500	10,817,400	0	20,048,700	92,353,400
02 Atlantic City	276,688,200	14,338,000	761,832,460	222,904,827	0	3,764,604,300	5,040,367,787
03 Brigantine City	32,868,700	0	160,300,200	5,638,500	0	18,344,200	217,151,600
04 Buena	6,559,700	2,214,800	5,504,100	5,236,600	274,800	28,868,900	48,658,900
05 Buena Vista Twp	20,771,100	18,029,400	17,306,200	4,194,000	355,700	18,661,000	79,317,400
06 Corbin City	0	1,500	1,753,000	281,000	62,900	6,740,775	8,839,175
07 Egg Harbor City	42,939,200	4,322,200	41,259,000	16,471,700	129,900	27,475,100	132,597,100
08 Egg Harbor Twp	173,508,900	0	346,569,300	71,912,300	12,526,600	150,206,800	754,723,900
09 Estell Manor City	4,721,400	0	23,528,000	1,053,300	49,200	1,838,300	31,190,200
10 Folsom	2,575,600	0	6,144,500	1,770,000	0	1,324,100	11,814,200
11 Galloway Twp	398,396,400	9,664,300	84,091,200	73,968,400	505,200	286,591,800	853,217,300
12 Hamilton Twp	150,440,900	1,790,300	141,576,400	15,613,000	4,721,300	40,327,500	354,469,400
13 Hammonton Town	63,122,600	11,452,200	42,243,900	23,170,200	674,200	34,026,300	174,689,400
14 Linwood City	43,754,200	0	13,404,000	22,505,800	244,700	5,802,800	85,711,500
15 Longport	0	0	48,135,800	8,792,800	0	1,169,100	58,097,700
16 Margate City	17,235,400	780,000	117,522,700	26,278,700	0	5,998,000	167,814,800
17 Mullica Twp	7,373,600	0	13,925,200	5,095,900	194,800	8,102,900	34,692,400
18 Northfield City	7,396,200	798,000	82,963,600	22,121,400	5,000	9,298,100	122,582,300
19 Pleasantville City	122,817,400	0	34,886,700	63,049,100	8,672,300	154,722,500	384,148,000
20 Port Republic City	2,911,600	0	5,882,800	666,600	228,400	1,492,700	11,182,100
21 Somers Point City	26,560,600	17,292,200	38,898,600	15,698,200	79,400	158,337,100	256,866,100
22 Ventnor City	30,277,900	0	35,763,200	22,082,100	0	19,223,900	107,347,100
23 Weymouth Twp	3,931,200	0	3,134,300	947,800	0	2,206,300	10,219,600
Total	1,451,510,900	94,406,600	2,057,728,660	640,269,627	28,724,400	4,765,411,175	9,038,051,362

2023 Abstract of Ratables for the County of Atlantic

Taxing District	Section 14				Section 15	
	Amount of Miscellaneous Revenues to Support Local Budget				Deductions Allowed	
	(A) Surplus Revenue	(B) Miscellaneous Revenues Anticipated	(C) Receipts from Delinquent Tax	(D) Total of Miscellaneous Revenues (Col 14A+B+C)	(A) Senior Citizen, Disabled and Surviving Spouse	(B) Veterans and Widows
01 Absecon City	1,780,000.00	3,036,263.99	160,000.00	4,976,263.99	9,500.00	60,250.00
02 Atlantic City	16,400,000.00	180,413,463.40	1,300,000.00	198,113,463.40	23,750.00	46,125.00
03 Brigantine City	3,000,000.00	6,424,489.08	268,200.00	9,692,689.08	7,000.00	61,750.00
04 Buena	225,000.00	1,579,123.79	170,000.00	1,974,123.79	10,250.00	19,500.00
05 Buena Vista Twp	772,653.00	1,653,149.38	280,000.00	2,705,802.38	20,000.00	34,750.00
06 Corbin City	128,867.00	178,530.00	45,000.00	352,397.00	1,000.00	3,500.00
07 Egg Harbor City	309,000.00	6,086,474.11	7,500.00	6,402,974.11	7,000.00	20,500.00
08 Egg Harbor Twp	2,900,000.00	19,304,693.98	180,000.00	22,384,693.98	47,500.00	204,000.00
09 Estell Manor City	195,500.00	617,431.65	125,000.00	937,931.65	3,750.00	11,000.00
10 Folsom	230,000.00	986,531.89	70,000.00	1,286,531.89	7,500.00	10,500.00
11 Galloway Twp	5,700,000.00	6,418,581.79	0.00	12,118,581.79	38,000.00	213,250.00
12 Hamilton Twp	4,500,000.00	8,583,005.92	400,000.00	13,483,005.92	28,750.00	107,250.00
13 Hammonton Town	2,819,000.00	3,431,993.63	2,700.00	6,253,693.63	32,750.00	61,250.00
14 Linwood City	1,000,000.00	3,103,850.92	250,000.00	4,353,850.92	5,000.00	38,750.00
15 Longport	1,205,000.00	1,347,339.34	90,000.00	2,642,339.34	1,000.00	9,000.00
16 Margate City	5,389,000.00	4,345,690.79	600,000.00	10,334,690.79	4,625.00	41,750.00
17 Mullica Twp	1,020,000.00	1,337,493.90	425,000.00	2,782,493.90	11,750.00	36,000.00
18 Northfield City	2,075,000.00	3,002,267.93	235,000.00	5,312,267.93	10,000.00	57,000.00
19 Pleasantville City	600,000.00	5,898,357.56	74,000.00	6,572,357.56	34,000.00	31,250.00
20 Port Republic City	324,000.00	252,903.86	39,000.00	615,903.86	500.00	11,250.00
21 Somers Point City	2,700,000.00	3,743,399.03	380,000.00	6,823,399.03	12,000.00	46,750.00
22 Ventnor City	3,810,000.00	3,676,437.40	1,050,000.00	8,536,437.40	11,000.00	41,500.00
23 Weymouth Twp	341,000.00	849,374.25	250.00	1,190,624.25	1,000.00	10,500.00
Total	57,424,020.00	266,270,847.59	6,151,650.00	329,846,517.59	327,625.00	1,177,375.00

2023 Abstract of Ratables for the County of Atlantic

Taxing District	Addendum to Abstract of Ratables - Assessed Value of Partial Exemptions & Abatements (Column 3)								
	(1) Pollution Control	(2) Fire Suppression	(3) Fallout Shelter	(4) Water- Sewer Facility	(5) Renewable Energy	(6) UEZ Abatement	(7) Home Improvement	(8) Multi- Family Dwelling	(9) Class 4 Abatement
01 Absecon City	0	339,000	0	0	0	0	0	0	0
02 Atlantic City	0	0	0	0	0	0	0	0	0
03 Brigantine City	0	0	0	0	0	0	0	0	0
04 Buena	0	0	0	0	0	0	0	0	0
05 Buena Vista Twp	0	0	0	0	0	0	0	0	0
06 Corbin City	0	0	0	0	0	0	0	0	0
07 Egg Harbor City	0	0	0	0	8,700	0	0	0	0
08 Egg Harbor Twp	0	0	0	0	0	0	0	0	0
09 Estell Manor City	0	0	0	0	0	0	0	0	0
10 Folsom	0	0	0	0	0	0	0	0	0
11 Galloway Twp	0	0	0	0	65,000	0	0	0	0
12 Hamilton Twp	0	2,211,800	0	0	90,300	0	0	0	0
13 Hammonton Town	0	0	0	0	0	0	0	0	0
14 Linwood City	0	0	0	0	0	0	0	0	0
15 Longport	0	0	0	0	0	0	0	0	0
16 Margate City	0	0	0	0	0	0	0	0	0
17 Mullica Twp	0	0	0	0	0	0	0	0	0
18 Northfield City	0	0	0	0	0	0	0	0	0
19 Pleasantville City	0	0	0	0	0	0	0	0	0
20 Port Republic City	0	0	0	0	22,300	0	0	0	0
21 Somers Point City	0	0	0	0	394,700	0	0	0	0
22 Ventnor City	0	0	0	0	0	0	0	0	0
23 Weymouth Twp	0	0	0	0	0	0	0	0	0
Total		2,550,800			581,000				



2023 Abstract of Ratables for the County of Atlantic

Taxing District	Addendum to Abstract of Ratables - Assessed Value of Partial Exemptions & Abatements (Continued)							
	(10) Dwelling Abatement	(11) Dwelling Exemption	(12) New Dwelling Conversion Abatement	(13) New Dwelling Conversion Exemption	(14) Multi-Dwelling Exemption	(15) Multi-Dwelling Abatement	(16) Commercial/ Industrial Exemption	(17) Total Value
01 Absecon City	0	0	0	0	0	0	0	339,000
02 Atlantic City	0	450,000	0	931,100	0	0	0	1,381,100
03 Brigantine City	0	0	0	0	0	0	0	0
04 Buena	0	0	0	0	0	0	0	0
05 Buena Vista Twp	0	0	0	0	0	0	0	0
06 Corbin City	0	0	0	0	0	0	0	0
07 Egg Harbor City	0	210,700	0	0	0	0	0	219,400
08 Egg Harbor Twp	0	0	0	0	0	0	0	0
09 Estell Manor City	0	0	0	0	0	0	0	0
10 Folsom	0	0	0	0	0	0	0	0
11 Galloway Twp	100,000	25,000	0	0	0	0	0	190,000
12 Hamilton Twp	0	114,900	0	27,900	0	0	0	2,444,900
13 Hammonton Town	0	0	0	0	0	0	0	0
14 Linwood City	0	0	0	0	0	0	0	0
15 Longport	0	0	0	0	0	0	0	0
16 Margate City	0	0	0	0	0	0	0	0
17 Mullica Twp	0	25,000	0	0	0	0	0	25,000
18 Northfield City	0	0	0	0	0	0	0	0
19 Pleasantville City	11,000	0	0	0	0	0	0	11,000
20 Port Republic City	0	0	0	0	0	0	0	22,300
21 Somers Point City	263,900	0	0	0	0	0	0	658,600
22 Ventnor City	191,000	0	0	29,506,000	0	0	0	29,697,000
23 Weymouth Twp	0	0	0	0	0	0	0	0
Total	565,900	825,600		30,465,000				34,988,300

2023 Abstract of Ratables for the County of Atlantic

Taxing District	Addendum - Equalized Value Based on In Lieu of Taxes (Col 10B)				
	(1) C.12 PL 1977 In Lieu of Tax	(2) NJ Housing Finance Agency	(3) Urban Renewal	(4) Other	(5) Total
01 Absecon City	0	0	0	0	0
02 Atlantic City	0	0	0	0	0
03 Brigantine City	0	0	0	0	0
04 Buena	0	0	0	0	0
05 Buena Vista Twp	0	0	0	0	0
06 Corbin City	0	0	0	0	0
07 Egg Harbor City	0	0	0	0	0
08 Egg Harbor Twp	0	0	0	0	0
09 Estell Manor City	0	0	0	0	0
10 Folsom	0	0	0	0	0
11 Galloway Twp	0	0	0	0	0
12 Hamilton Twp	0	0	0	0	0
13 Hammonton Town	0	0	0	0	0
14 Linwood City	0	0	0	0	0
15 Longport	0	0	0	0	0
16 Margate City	0	0	0	0	0
17 Mullica Twp	0	0	0	0	0
18 Northfield City	0	0	0	0	0
19 Pleasantville City	0	0	0	0	0
20 Port Republic City	0	0	0	0	0
21 Somers Point City	0	0	0	0	0
22 Ventnor City	0	0	0	0	0
23 Weymouth Twp	0	0	0	0	0
Total					

2023 Abstract of Ratables for the County of Atlantic

Taxing District	Breakdown of General Tax Rate											
	County Tax	Library Tax	Health Service Tax	County Open Space Tax	District School Tax	Regional School Tax	Local School Tax	Municipal Purpose Tax	Municipal Open Space Tax	Municipal Library Tax	General Tax Rate	Effective Tax Rate
01 Absecon City	0.520	0.037	0.024	0.006	1.717	0.000	0.000	1.019	0.000	0.000	3.323	2.788
02 Atlantic City	0.507	0.000	0.000	0.006	1.458	0.000	0.000	1.550	0.000	0.044	3.565	2.649
03 Brigantine City	0.596	0.042	0.028	0.007	0.463	0.000	0.029	0.683	0.000	0.000	1.848	1.359
04 Buena	0.494	0.035	0.023	0.006	0.000	1.698	0.000	1.114	0.000	0.000	3.370	2.988
05 Buena Vista Twp	0.469	0.033	0.022	0.005	0.000	1.734	0.000	0.560	0.000	0.000	2.823	2.642
06 Corbin City	0.521	0.037	0.024	0.006	1.143	0.000	0.000	0.374	0.000	0.000	2.105	1.743
07 Egg Harbor City	0.570	0.040	0.027	0.007	1.721	0.726	0.000	2.300	0.000	0.000	5.391	4.144
08 Egg Harbor Twp	0.547	0.039	0.026	0.006	2.068	0.000	0.000	0.642	0.020	0.000	3.348	2.676
09 Estell Manor City	0.567	0.040	0.026	0.007	1.824	0.000	0.000	0.411	0.000	0.000	2.875	2.224
10 Folsom	0.507	0.036	0.024	0.006	1.192	0.000	0.000	0.439	0.000	0.000	2.204	1.907
11 Galloway Twp	0.578	0.041	0.027	0.007	1.316	0.711	0.000	0.646	0.000	0.000	3.326	2.527
12 Hamilton Twp	0.578	0.041	0.027	0.007	1.099	0.690	0.000	0.952	0.000	0.000	3.394	2.573
13 Hammonton Town	0.509	0.036	0.024	0.006	1.431	0.000	0.000	0.741	0.000	0.000	2.747	2.366
14 Linwood City	0.498	0.000	0.023	0.006	1.439	0.734	0.022	0.977	0.000	0.038	3.737	3.289
15 Longport	0.558	0.000	0.026	0.006	0.077	0.000	0.000	0.357	0.000	0.042	1.066	0.837
16 Margate City	0.642	0.000	0.030	0.008	0.269	0.000	0.036	0.617	0.000	0.048	1.650	1.126
17 Mullica Twp	0.587	0.042	0.027	0.007	1.091	0.821	0.000	0.978	0.000	0.000	3.553	2.652
18 Northfield City	0.503	0.000	0.024	0.006	1.253	0.738	0.000	0.983	0.000	0.038	3.545	3.082
19 Pleasantville City	0.500	0.035	0.023	0.006	1.339	0.000	0.000	3.213	0.000	0.000	5.116	4.435
20 Port Republic City	0.611	0.043	0.029	0.007	1.852	0.000	0.000	0.517	0.020	0.000	3.079	2.209
21 Somers Point City	0.565	0.040	0.026	0.007	0.980	0.743	0.000	1.109	0.000	0.000	3.470	2.705
22 Ventnor City	0.530	0.038	0.025	0.006	0.779	0.000	0.060	1.223	0.000	0.000	2.661	2.200
23 Weymouth Twp	0.543	0.038	0.025	0.006	1.586	0.000	0.000	0.491	0.010	0.000	2.699	2.181

2023 Abstract of Ratables for the County of Atlantic

Taxing District	Addendum: State Aid Adjustment for BPP			Addendum: REAP Distribution Summary		
	County	School	Municipal	Eligible Property Assessments	R.E.A.P. Aid	Tax Rate Credit
01 Absecon City	0	0	0	0	0	0
02 Atlantic City	0	0	0	0	0	0
03 Brigantine City	0	0	0	0	0	0
04 Buena	0	12,348	0	0	0	0
05 Buena Vista Twp	0	0	0	0	0	0
06 Corbin City	0	0	0	0	0	0
07 Egg Harbor City	0	19,364	0	0	0	0
08 Egg Harbor Twp	0	0	0	0	0	0
09 Estell Manor City	0	0	0	0	0	0
10 Folsom	0	0	0	0	0	0
11 Galloway Twp	0	0	0	0	0	0
12 Hamilton Twp	0	0	0	0	0	0
13 Hammonton Town	0	0	0	0	0	0
14 Linwood City	0	0	0	0	0	0
15 Longport	0	0	0	0	0	0
16 Margate City	0	0	0	0	0	0
17 Mullica Twp	0	0	0	0	0	0
18 Northfield City	0	0	0	0	0	0
19 Pleasantville City	0	74,543	0	0	0	0
20 Port Republic City	0	0	0	0	0	0
21 Somers Point City	0	0	0	0	0	0
22 Ventnor City	0	0	0	0	0	0
23 Weymouth Twp	0	0	0	0	0	0
Total		106,255				

2023 Abstract of Ratables for the County of Atlantic

Special Taxing Districts					
Taxing District	Special Taxing District	Number of Ratables	Ratable Value	Budget	Special District Rate
04 Buena	F01 FIRE DISTRICT 1	908	141,866,100	117,954.80	0.084
04 Buena	F02 FIRE DISTRICT 2	927	148,818,300	123,735.20	0.084
05 Buena Vista Twp	F01 FIRE DISTRICT 1	1,066	168,365,750	266,257.00	0.159
05 Buena Vista Twp	F02 FIRE DISTRICT 2	762	157,785,400	379,487.00	0.241
05 Buena Vista Twp	F03 FIRE DISTRICT 3	2,512	146,090,700	274,945.00	0.189
05 Buena Vista Twp	F04 FIRE DISTRICT 4	627	75,793,200	118,200.00	0.156
05 Buena Vista Twp	F05 FIRE DISTRICT 5	666	100,571,500	240,181.00	0.239
23 Weymouth Twp	F01 FIRE DISTRICT 1	982	164,196,900	133,290.00	0.082

2023 Abstract of Ratables for the County of Atlantic

Total Amount of Miscellaneous Revenues (Included Surplus Revenues Appropriated) for the Support of the County Budget	83,416,298.59
Rate per \$100 to be applied to Column 11 for apportionment of County Taxes	0.43861229
Total County Taxes Apportioned Included Adjustments - Column 12AI	174,837,854.24
* Adjustments (Net Total (Column 12AII))	2,164,036.90
Net County Taxes Apportioned (Column 12AIII)	172,673,817.34
* Net Overpayments are added to the Net Taxes Apportioned Net Underpayments are deducted from the Net Taxes Apportioned	
Rate per \$100 to be applied to Column 11 for apportionment of Library Taxes	0.03105878
Rate per \$100 to be applied to Column 11 for apportionment of Health Taxes	0.02041519
Rate per \$100 to be applied to Column 11 for apportionment of Open Space Taxes	0.00502976


County Percentage Level of Taxable Value of Real Property is 100%

Certification Date: July 19, 2023

Atlantic County Board of Taxation

*Charles Woolson Jr*  
 \_\_\_\_\_  
 Charles Woolson Jr  
 ABSENT  
 \_\_\_\_\_  
 William Polistina  
*Greg Sykora*  
 \_\_\_\_\_  
 Greg Sykora  
*Stephen Dicht*  
 \_\_\_\_\_  
 Stephen Dicht  
*Michael Duffy*  
 \_\_\_\_\_  
 Michael Duffy  
 \_\_\_\_\_  
 \_\_\_\_\_

ATTEST: *Keith Szendrey*  
 \_\_\_\_\_  
 Keith Szendrey



I hereby certify this to be a true copy of the Abstract of Ratables and Exemptions for the County of Atlantic, State of New Jersey for the year 2023 as filed with me by the Atlantic County Board of Taxation

*Bonnie Lindaw*  
 \_\_\_\_\_  
 Bonnie Lindaw