

ABSTRACT OF RATABLES for ATLANTIC COUNTY 2015



Atlantic County Board of Taxation

5909 Main Street

Mays Landing, New Jersey 08330

(609) 645-5820

www.aclink.org/taxation

Dennis Levinson, County Executive
Gerald DelRosso, County Administrator



Theresa Prendergast, President
William J. Polistina, Commissioner
John Collette Jr., Commissioner
Greg Sykora, Commissioner
Debra A. Lafferty, Commissioner

Margaret M. Schott, County Tax Administrator

**Atlantic County Board of Taxation
2015 Abstract of Ratables**

Taxing District	Column 1		Column 2	Column 3	Column 4	Column 5	Column 6
	Taxable Value		Taxable Value of Land and Improvements (Col. 1A+1B)	Total Taxable Value of Partial Exemptions & Abatements (Assessed Val.)	Net Taxable Value of Land & Improvements (Col. 2-3)	Taxable Value of Communication Equipment	Net Taxable Value (Col. 4+5)
	(A) Land	(B) Improvements (Includes Partial Exemptions & Abatements)					
01: Absecon City	315,624,400	397,837,800	713,462,200	0	713,462,200	863,731	714,325,931
02: Atlantic City	3,175,022,605	4,167,903,950	7,342,926,555	60,200	7,342,866,355	7,027,851	7,349,894,206
03: Brigantine City	2,054,910,100	1,176,466,900	3,231,377,000	0	3,231,377,000	0	3,231,377,000
04: Buena Boro	98,738,900	198,776,600	297,515,500	0	297,515,500	1,094,315	298,609,815
05: Buena Vista Twp	217,833,700	432,343,100	650,176,800	519,800	649,657,000	887,624	650,544,624
06: Corbin City	10,314,700	23,901,000	34,215,700	0	34,215,700	0	34,215,700
07: Egg Harbor City	76,858,600	148,394,100	225,252,700	171,300	225,081,400	0	225,081,400
08: Egg Harbor Twp	1,263,380,800	2,802,248,800	4,065,629,600	0	4,065,629,600	8,586,762	4,074,216,362
09: Estell Manor	50,024,100	104,105,500	154,129,600	0	154,129,600	385,512	154,515,112
10: Folsom Boro	24,962,390	83,196,509	108,158,899	0	108,158,899	290,014	108,448,913
11: Galloway Twp	813,180,800	1,891,678,400	2,704,859,200	0	2,704,859,200	5,670,946	2,710,530,146
12: Hamilton Twp*	560,630,686	1,526,650,800	2,087,281,486	1,910,800	2,085,370,686	6,518,081	2,091,888,767
13: Hammonton Town**	375,378,400	980,093,600	1,355,472,000	222,000	1,355,250,000	3,977,331	1,359,227,331
14: Linwood City	407,932,400	578,119,800	986,052,200	0	986,052,200	0	986,052,200
15: Longport Boro	1,341,789,100	462,969,300	1,804,758,400	0	1,804,758,400	101,746	1,804,860,146
16: Margate City	2,229,028,600	1,330,943,000	3,559,971,600	0	3,559,971,600	635,737	3,560,607,337
17: Mullica Twp	85,510,900	206,926,600	292,437,500	0	292,437,500	579,672	293,017,172
18: Northfield City	323,376,460	610,167,000	933,543,460	0	933,543,460	1,193,961	934,737,421
19: Pleasantville City	265,742,700	618,623,900	884,366,600	317,000	884,049,600	11,042,623	895,092,223
20: Port Republic City	22,301,900	55,554,500	77,856,400	0	77,856,400	276,306	78,132,706
21: Somers Point	492,910,600	685,127,900	1,178,038,500	0	1,178,038,500	0	1,178,038,500
22: Ventnor City	1,714,790,600	684,380,850	2,399,171,450	0	2,399,171,450	1,862,937	2,401,034,387
23: Weymouth Twp**	59,205,200	101,824,500	161,029,700	0	161,029,700	467,642	161,497,342
* Reassessed	15,979,448,641	19,268,234,409	35,247,683,050	3,201,100	35,244,481,950	51,462,791	35,295,944,741
** Revalued							

Atlantic County Board of Taxation
2015 Abstract of Ratables

Dist.#	Column 7	Column 8	Column 9		Column 10		Column 11
	General Tax Rate Per \$100	County Equalization Ratio	True Value		Equalization		
			(A)	(B)	(A)	(B)	
			UEZ Abatement Expired	Class II Railroads	Amounts Deducted	Amounts Added	Net Valuation for County Tax Apportionment (Col. 6-9A+9B -10A+10B)
01: Absecon City	3.135	92.83%	0	0		56,236,374	770,562,305
02: Atlantic City	3.422	100.05%	0	0		49,508,401	7,399,402,607
03: Brigantine City	1.773	92.25%	0	0		273,179,522	3,504,556,522
04: Buena Boro	2.751	112.00%	0	0	-30,387,677		268,222,138
05: Buena Vista Twp	2.321	107.79%	0	0	-45,032,135		605,512,489
06: Corbin City	2.611	66.62%	0	0		17,261,202	51,476,902
07: Egg Harbor City	4.276	106.49%	0	0	-11,371,830		213,709,570
08: Egg Harbor Twp	2.963	98.16%	0	0		92,007,690	4,166,224,052
09: Estell Manor	2.365	94.34%	0	0		9,601,370	164,116,482
10: Folsom Boro	3.051	64.23%	0	0		61,473,682	169,922,595
11: Galloway Twp	3.042	90.50%	0	0		288,025,711	2,998,555,857
12: Hamilton Twp*	2.878	95.02%	0	0		115,017,327	2,206,906,094
13: Hammonton Town**	2.486	101.31%	0	0	-9,297,887		1,349,929,444
14: Linwood City	3.225	98.94%	0	0		11,890,758	997,942,958
15: Longport Boro	0.907	95.49%	0	0		86,002,516	1,890,862,662
16: Margate City	1.488	91.39%	0	0		339,573,088	3,900,180,425
17: Mullica Twp	4.197	61.56%	0	0		183,955,117	476,972,289
18: Northfield City	3.065	97.30%	0	0		28,966,614	963,704,035
19: Pleasantville City	3.827	113.42%	0	0	-99,096,374		795,995,849
20: Port Republic City	3.705	58.54%	0	0		55,415,072	133,547,778
21: Somers Point	2.794	101.01%	0	0	-8,763,473		1,169,275,027
22: Ventnor City	2.166	104.04%	0	0	-90,108,980		2,310,925,407
23: Weymouth Twp**	2.267	99.77%	0	0		754,919	162,252,261
* Reassessed			0	0	-294,058,357	1,668,869,363	36,670,755,747
** Revalued							

Atlantic County Board of Taxation
2015 Abstract of Ratables

Dist.#	Column 12A							
	I Total County Taxes Apportioned	II Adjustments Resulting from:				III Net County Taxes Apportioned	IV Municipal Budget State Aid	V Net County Taxes Apportioned Less State Aid (Col. 12 AIII-12AIV-County BPP Adjustment
		(A) Equalization Table Appeals		(B) County Appeals+Corrections				
		Deduct Overpay	Add Underpay	Deduct Overpay	Add Underpay			
01: Absecon City	3,512,715.63	0	0	14,266.80	0	3,498,448.83	0	3,498,448.83
02: Atlantic City	33,731,207.72	0	0	5,524,965.30	0	28,206,242.42	0	28,206,242.42
03: Brigantine City	15,976,009.18	0	0	40,012.91	0	15,935,996.27	0	15,935,996.27
04: Buena Boro	1,222,727.98	0	0	7,866.26	0	1,214,861.72	0	1,214,861.72
05: Buena Vista Twp	2,760,313.04	0	0	15,923.84	0	2,744,389.20	0	2,744,389.20
06: Corbin City	234,664.63	0	0	0.00	0	234,664.63	0	234,664.63
07: Egg Harbor City	974,224.85	0	0	2,970.33	0	971,254.52	0	971,254.52
08: Egg Harbor Twp	18,992,312.80	0	0	178,752.89	0	18,813,559.91	0	18,813,559.91
09: Estell Manor	748,147.86	0	0	1,168.94	0	746,978.90	0	746,978.92
10: Folsom Boro	774,615.82	0	0	198.94	0	774,416.88	0	774,416.88
11: Galloway Twp	13,669,334.66	0	0	124,695.26	0	13,544,639.40	0	13,544,639.40
12: Hamilton Twp*	10,060,488.91	0	0	110,247.68	0	9,950,241.23	0	9,950,241.23
13: Hammonton Town**	6,153,841.45	0	0	13,098.67	0	6,140,742.78	0	6,140,742.78
14: Linwood City	4,549,262.01	0	0	40,711.82	0	4,508,550.19	0	4,508,550.19
15: Longport Boro	8,619,760.89	0	0	61,363.90	0	8,558,396.99	0	8,558,396.99
16: Margate City	17,779,515.86	0	0	25,146.15	0	17,754,369.71	0	17,754,369.71
17: Mullica Twp	2,174,344.63	0	0	2,571.94	0	2,171,772.69	0	2,171,772.69
18: Northfield City	4,393,179.11	0	0	49,507.26	0	4,343,671.85	0	4,343,671.85
19: Pleasantville City	3,628,657.98	0	0	55,489.37	0	3,573,168.61	0	3,573,168.61
20: Port Republic City	608,796.15	0	0	565.30	0	608,230.85	0	608,230.85
21: Somers Point	5,330,303.12	0	0	63,422.62	0	5,266,880.50	0	5,266,880.50
22: Ventnor City	10,534,675.44	0	0	189,346.84	0	10,345,328.60	0	10,345,328.60
23: Weymouth Twp**	739,649.54	0	0	449.80	0	739,199.74	0	739,199.74
* Reassessed	167,168,749.26	0	0	6,522,742.82	0	160,646,006.44	0	160,646,006.44
** Revalued								

Atlantic County Board of Taxation
2015 Abstract of Ratables

Dist.#	Column 12B								
	(A)				(B)				(C)
	County Library				County Health Service				County Open Space Taxes AppORTioned
	County Library Taxes AppORTioned	Less: Credit for 2014 Tax Appeals	Less: 2014 Overpayment	2015 Library Tax Due	County Health Service Taxes AppORTioned	Less: Credit for 2014 Tax Appeals	Less: 2014 Overpayment	2015 Health Service Tax Due	
01: Absecon City	0.00	0.00	0.00	0.00	164,351.58	1,109.64	79,602.44	83,639.50	10,864.88
02: Atlantic City	0.00	0.00	0.00	0.00	0.00	0.00	0.00	0.00	52,992.47
03: Brigantine City	1,195,341.57	3,786.44	155,888.97	1,035,666.17	747,479.33	2,736.06	328,210.84	416,532.43	49,740.39
04: Buena Boro	91,485.78	784.39	12,463.69	78,237.70	57,208.52	605.10	26,241.22	30,362.20	3,758.49
05: Buena Vista Twp	206,529.48	1,493.17	29,910.20	175,126.11	129,148.46	1,099.95	62,973.36	65,075.15	8,470.76
06: Corbin City	17,557.85	0.00	2,433.14	15,124.71	10,979.40	0.00	5,122.76	5,856.64	738.53
07: Egg Harbor City	72,892.51	293.54	11,198.83	61,400.14	45,581.65	230.64	23,578.18	21,772.83	3,024.12
08: Egg Harbor Twp	1,421,024.53	17,801.73	205,424.01	1,197,798.79	888,604.97	11,943.58	432,502.64	444,158.75	56,881.57
09: Estell Manor	55,977.20	115.25	7,680.74	48,181.21	35,004.05	90.55	16,171.15	18,742.35	2,338.09
10: Folsom Boro	57,957.56	19.43	8,663.03	49,275.10	36,242.43	15.66	18,239.28	17,987.49	2,435.24
11: Galloway Twp	1,022,753.79	12,486.71	133,983.95	876,283.13	639,555.53	8,086.65	282,091.70	349,377.18	41,005.05
12: Hamilton Twp*	752,736.21	10,182.89	107,554.89	634,998.43	470,706.26	6,676.62	226,447.58	237,582.06	29,978.19
13: Hammonton Town**	460,436.80	1,255.65	62,121.66	397,059.49	287,923.55	827.55	130,791.83	156,304.17	19,166.70
14: Linwood City	0.00	0.00	0.00	0.00	212,849.11	3,101.76	100,286.56	109,460.79	13,804.95
15: Longport Boro	644,939.45	6,000.79	90,898.63	548,040.03	403,298.03	4,602.71	191,379.26	207,316.06	26,248.11
16: Margate City	0.00	0.00	0.00	0.00	831,861.10	1,866.15	383,216.11	446,778.84	55,607.78
17: Mullica Twp	162,686.72	252.98	23,001.74	139,432.00	101,732.39	199.31	48,428.19	53,104.89	6,808.53
18: Northfield City	0.00	0.00	0.00	0.00	205,546.37	3,756.77	88,628.52	113,161.08	13,151.55
19: Pleasantville City	271,499.95	5,395.76	44,417.20	221,686.99	169,776.24	4,331.50	93,516.60	71,928.14	10,686.16
20: Port Republic City	45,550.76	55.77	6,061.58	39,433.41	28,484.12	43.94	12,762.14	15,678.04	1,908.37
21: Somers Point	398,818.81	5,925.00	55,380.82	337,512.99	249,392.16	4,146.87	116,599.57	128,645.72	15,847.90
22: Ventnor City	788,215.34	18,670.87	110,454.03	659,090.44	492,892.31	14,551.39	232,551.49	245,789.43	30,606.08
23: Weymouth Twp**	55,341.35	44.29	7,462.89	47,834.17	34,606.44	34.60	15,713.58	18,858.26	2,321.57
* Reassessed ** Revalued	7,721,745.65	84,564.65	1,075,000.00	6,562,181.00	6,243,224.00	70,057.00	2,915,055.00	3,258,112.00	458,385.48

Atlantic County Board of Taxation
2015 Abstract of Ratables

Dist.#	Column 12C			Column 12C (continued)			Column 12D
	Local Taxes to be Raised for (i) District School Purposes			Local Taxes to be Raised for (ii) Local Municipal Purposes			Total Levy on which Tax Rate is Computed
	(A)	(B)	(C)	(A)	(B)	(C)	
	District School (Adjusted for BPP)	Regional, Consolidated & Joint School	Local School	Municipal Budget (adjusted for BPP)	Municipal Open Space Budget	Municipal Library Budget	
01: Absecon City	11,205,966.00	0	0	7,332,356.76	0	257,073.31	
02: Atlantic City	91,060,723.00	0	0	128,410,646.00	0	3,755,692.00	251,486,295.68
03: Brigantine City	15,888,114.00	0	969,425.50	22,971,223.65	0	0	57,273,220.90
04: Buena Boro	0	4,096,842.00	0	2,787,676.90	0	0	8,213,128.50
05: Buena Vista Twp	0	9,535,068.00	0	2,563,960.52	0	0	15,094,682.86
06: Corbin City	510,842.00	0	0	125,865.00	0	0	893,091.51
07: Egg Harbor City	3,097,713.00	1,265,513.00	0	4,202,979.00	0	0	9,624,180.79
08: Egg Harbor Twp	77,749,630.00	0	0	21,611,347.00	814,843.00	0	120,717,964.34
09: Estell Manor	2,373,649.00	0	0	462,916.08	0	0	3,653,011.42
10: Folsom Boro	1,816,288.00	0	0	647,594.20	0	0	3,308,031.99
11: Galloway Twp	31,407,242.00	17,928,159.00	0	18,262,570.67	0	0	82,429,849.78
12: Hamilton Twp*	20,116,473.00	11,708,972.00	0	17,495,685.91	0	0	60,190,790.34
13: Hammonton Town**	18,590,006.00	0	0	8,474,137.95	0	0	33,779,500.29
14: Linwood City	11,446,971.00	6,395,889.00	422,528.00	8,557,408.00	0	340,075.00	31,797,788.67
15: Longport Boro	1,014,769.00	0	0	5,991,261.42	0	0	16,356,635.11
16: Margate City	10,511,408.00	0	1,523,738.00	21,383,737.42	0	1,286,251.00	52,963,756.79
17: Mullica Twp	3,887,596.00	2,538,213.00	0	3,498,398.57	0	0	12,295,777.97
18: Northfield City	9,997,726.00	5,863,390.00	0	7,990,185.32	0	324,191.00	28,649,233.54
19: Pleasantville City	9,130,185.00	0	0	21,235,921.00	0	0	34,253,303.17
20: Port Republic City	1,705,464.00	0	0	507,910.00	15,627.00	0	2,894,351.38
21: Somers Point	9,752,324.00	7,012,939.00	0	10,385,257.00	0	0	32,909,478.98
22: Ventnor City	17,819,977.00	0	1,412,948.00	21,448,268.00	0	0	51,995,229.81
23: Weymouth Twp**	2,196,296.00	0	0	640,060.01	16,149.00	0	3,660,797.02
	351,279,362.00	66,344,985.00	4,328,639.50	336,987,366.38	846,619.00	5,963,282.31	936,829,559.73

* Reassessed

** Revalued

Atlantic County Board of Taxation
2015 Abstract of Ratables

Dist.#	Column 13						
	Real Property Exempt From Taxation						
	(A)	(B)	(C)	(D)	(E)	(F)	(G)
	Public School	Other School	Public Property	Church and Charitable	Cemeteries and Graveyards	Other Exempts	Total Amount of Exempts 13A+B+C+D+E+F)
01: Absecon City	16,660,100	12,870,800	30,494,900	10,004,900	0	7,679,600	77,710,300
02: Atlantic City	426,397,200	0	2,137,380,600	215,927,900	0	2,180,115,700	4,959,821,400
03: Brigantine City	32,868,700	0	166,286,200	6,198,600	0	12,294,700	217,648,200
04: Buena Boro	6,559,700	2,214,800	5,367,200	5,369,800	274,800	27,734,600	47,520,900
05: Buena Vista Twp	20,771,100	18,395,700	15,490,700	4,021,700	355,700	15,443,700	74,478,600
06: Corbin City	0	700	1,279,600	193,900	53,600	5,064,975	6,592,775
07: Egg Harbor City	36,818,500	1,533,700	23,300,000	8,295,200	157,000	13,497,919	83,602,319
08: Egg Harbor Twp	172,988,500	0	324,491,800	72,308,900	12,012,200	50,421,300	632,222,700
09: Estell Manor	4,721,400	0	22,355,600	1,053,300	49,200	2,469,500	30,649,000
10: Folsom Boro	1,738,100	0	2,989,400	1,099,900	0	541,200	6,368,600
11: Galloway Twp	414,737,497	15,530,600	83,716,000	74,537,300	505,200	229,369,100	818,395,697
12: Hamilton Twp*	132,021,300	1,918,600	126,811,600	11,022,005	4,721,300	166,868,601	443,363,406
13: Hammonton Town	64,871,500	5,180,318	42,628,752	24,176,611	674,200	19,552,500	157,083,881
14: Linwood City	43,816,200	426,200	11,984,700	22,782,800	244,700	4,440,200	83,694,800
15: Longport Boro	0	0	48,088,100	8,792,800	0	556,700	57,437,600
16: Margate City	17,235,400	780,000	118,309,800	29,406,200	0	5,774,400	171,505,800
17: Mullica Twp	3,958,300	0	14,570,900	2,468,200	222,100	3,213,600	24,433,100
18: Northfield City	6,142,170	798,000	82,965,400	22,121,400	5,000	3,576,000	115,607,970
19: Pleasantville City	54,768,400	0	26,681,800	34,533,800	10,372,800	83,756,000	210,112,800
20: Port Republic City	1,177,600	0	4,369,600	760,700	146,500	487,200	6,941,600
21: Somers Point	26,560,600	14,997,800	38,611,800	15,958,800	79,400	259,525,086	355,733,486
22: Ventnor City	15,808,900	0	28,052,980	11,469,190	0	12,384,880	67,715,950
23: Weymouth Twp**	3,931,200	0	2,994,900	947,800	0	1,303,600	9,177,500
* Reassessed							
** Revalued							
	1,504,552,367	74,647,218	3,359,222,332	583,451,706	29,873,700	3,106,071,061	8,657,818,384

**Atlantic County Board of Taxation
2015 Abstract of Ratables**

Dist.#	Column 14				Column 15	
	Amount of Miscellaneous Revenues to Support Local Budget				Deductions Allowed	
	(A)	(B)	(C)	(D)	(A)	(B)
	Surplus Revenue	Miscellaneous Revenues Anticipated	Receipts from Delinquent Tax	Total of Miscellaneous Revenues (Col. 14A+B+C)	Senior Citizen, Disabled and Surviving Spouse	Veterans and Widows
01: Absecon City	363,000.00	1,457,075.43	440,000.00	2,260,075.43	15,250.00	92,500.00
02: Atlantic City	0	127,778,776.00	2,500,000.00	130,278,776.00	52,250.00	101,250.00
03: Brigantine City	1,593,000.00	3,807,890.31	500,000.00	5,900,890.31	19,750.00	111,750.00
04: Buena Boro	200,000.00	1,017,372.37	170,000.00	1,387,372.37	18,500.00	34,500.00
05: Buena Vista Twp	405,000.00	1,341,250.38	35,000.00	1,781,250.38	29,250.00	52,500.00
06: Corbin City	134,450.00	486,769.00	57,000.00	678,219.00	1,000.00	5,750.00
07: Egg Harbor City	213,000.00	1,349,097.00	17,550.00	1,579,647.00	14,250.00	34,000.00
08: Egg Harbor Twp	300,000.00	16,390,935.00	210,000.00	16,900,935.00	75,500.00	265,000.00
09: Estell Manor	150,000.00	444,784.79	100,000.00	694,784.79	6,000.00	17,250.00
10: Folsom Boro	310,000.00	291,377.49	100,000.00	701,377.49	5,250.00	16,750.00
11: Galloway Twp	3,929,664.00	5,097,175.10	20,000.00	9,046,839.10	57,500.00	285,500.00
12: Hamilton Twp*	2,220,000.00	4,790,364.27	500,000.00	7,510,364.27	44,250.00	151,000.00
13: Hammonton Town**	1,250,000.00	2,455,958.54	70,000.00	3,775,958.54	56,750.00	113,000.00
14: Linwood City	200,000.00	3,487,619.00	385,000.00	4,072,619.00	9,500.00	70,500.00
15: Longport Boro	695,000.00	1,287,889.73	200,000.00	2,182,889.73	2,250.00	15,750.00
16: Margate City	3,415,200.00	3,461,841.96	570,000.00	7,447,041.96	10,250.00	82,250.00
17: Mullica Twp	634,000.00	928,279.43	425,000.00	1,987,279.43	21,250.00	54,000.00
18: Northfield City	1,660,000.00	2,799,452.51	365,000.00	4,824,452.51	24,750.00	100,500.00
19: Pleasantville City	1,635,311.00	6,473,142.00	73,251.00	8,181,704.00	50,000.00	56,000.00
20: Port Republic City	170,000.00	422,489.00	58,000.00	650,489.00	3,000.00	14,250.00
21: Somers Point	1,050,000.00	3,523,598.00	675,000.00	5,248,598.00	24,500.00	87,000.00
22: Ventnor City	2,000,000.00	3,361,123.00	1,600,000.00	6,961,123.00	24,000.00	78,750.00
23: Weymouth Twp**	157,000.00	511,766.56	0	668,766.56	2,750.00	13,000.00
* Reassessed	22,684,625.00	192,966,026.87	9,070,801.00	224,721,452.87	567,750.00	1,852,750.00
** Revalued						

Atlantic County Board of Taxation
2015 Abstract of Ratables

Dist.#	Addendum 'A' to the Abstract of Ratables: Assessed Value of Partial Exemptions & Abatements (Column 3)								
	-1-	-2-	-3-	-4-	-5-	-6-	-7-	-8-	-9-
	Pollution Control	Fire Suppression	Fallout Shelter	Water/Sewer Facility	Renewable Energy	UEZ Abatement	Home Improvement	MultiFamily Dwelling	Class 4 Abatement
01: Absecon City	0	0	0	0	0	0	0	0	0
02: Atlantic City	0	0	0	0	0	0	0	0	0
03: Brigantine City	0	0	0	0	0	0	0	0	0
04: Buena Boro	0	0	0	0	0	0	0	0	0
05: Buena Vista Twp	0	0	0	0	0	0	0	0	0
06: Corbin City	0	0	0	0	0	0	0	0	0
07: Egg Harbor City	0	0	0	0	0	0	0	0	0
08: Egg Harbor Twp	0	0	0	0	0	0	0	0	0
09: Estell Manor	0	0	0	0	0	0	0	0	0
10: Folsom Boro	0	0	0	0	0	0	0	0	0
11: Galloway Twp	0	0	0	0	0	0	0	0	0
12: Hamilton Twp*	0	1,910,800	0	0	0	0	0	0	0
13: Hammonton Town**	0	0	0	0	0	0	0	0	0
14: Linwood City	0	0	0	0	0	0	0	0	0
15: Longport Boro	0	0	0	0	0	0	0	0	0
16: Margate City	0	0	0	0	0	0	0	0	0
17: Mullica Twp	0	0	0	0	0	0	0	0	0
18: Northfield City	0	0	0	0	0	0	0	0	0
19: Pleasantville City	0	0	0	0	0	0	0	0	0
20: Port Republic City	0	0	0	0	0	0	0	0	0
21: Somers Point	0	0	0	0	0	0	0	0	0
22: Ventnor City	0	0	0	0	0	0	0	0	0
23: Weymouth Twp**	0	0	0	0	0	0	0	0	0
* Reassessed	0	1,910,800	0	0	0	0	0	0	0
** Revalued									

Atlantic County Board of Taxation
2015 Abstract of Ratables

Dist.#	Addendum 'A' (continued): Assessed Value of Partial Exemptions & Abatements (Column 3)							
	-10-	-11-	-12-	-13-	-14-	-15-	-16-	-17-
	Dwelling Abatement	Dwelling Exemption	New Dwelling Conversion Abatement	New Dwelling Conversion Exemption	MultiDwelling Exemption	MultiDwelling Abatement	Commercial/Industrial Exemption	Total Value
01: Absecon City	0	0	0	0	0	0	0	-
02: Atlantic City	0	0	13,900	46,300	0	0	0	60,200
03: Brigantine City	0	0	0	0	0	0	0	-
04: Buena Boro	0	0	0	0	0	0	0	-
05: Buena Vista Twp	0	0	0	0	0	0	519,800	519,800
06: Corbin City	0	0	0	0	0	0	0	-
07: Egg Harbor City	0	171,300	0	0	0	0	0	171,300
08: Egg Harbor Twp	0	0	0	0	0	0	0	-
09: Estell Manor	0	0	0	0	0	0	0	-
10: Folsom Boro	0	0	0	0	0	0	0	-
11: Galloway Twp	0	0	0	0	0	0	0	-
12: Hamilton Twp*	0	0	0	0	0	0	0	1,910,800
13: Hammonton Town**	0	0	0	0	0	0	222,000	222,000
14: Linwood City	0	0	0	0	0	0	0	-
15: Longport Boro	0	0	0	0	0	0	0	-
16: Margate City	0	0	0	0	0	0	0	-
17: Mullica Twp	0	0	0	0	0	0	0	-
18: Northfield City	0	0	0	0	0	0	0	-
19: Pleasantville City	0	14,200	0	0	0	0	302,800	317,000
20: Port Republic City	0	0	0	0	0	0	0	-
21: Somers Point	0	0	0	0	0	0	0	-
22: Ventnor City	0	0	0	0	0	0	0	-
23: Weymouth Twp**	0	0	0	0	0	0	0	-
* Reassessed	0	185,500	13,900	46,300	0	0	1,044,600	3,201,100
** Revalued								

Atlantic County Board of Taxation
2015 Abstract of Ratables

Dist.#	Addendum 'B' State Aid Adjustment for BPP			Addendum 'C' REAP Distribution Summary		
	-1-	-2-	-3-	-1-	-2-	-3-
	County Budget BPP Aid	School Budget BPP Aid	Municipal Budget BPP Aid	Property Assessments	Amount of REAP Aid	Tax Rate Credit
01: Absecon City	0	0	0		0	0
02: Atlantic City	0	0	0		0	0
03: Brigantine City	0	0	0		0	0
04: Buena Boro	0	12,425.00	0		0	0
05: Buena Vista Twp	0	0	0		0	0
06: Corbin City	0	0	0		0	0
07: Egg Harbor City	0	12,626.00	0		0	0
08: Egg Harbor Twp	0	0	0		0	0
09: Estell Manor	0	0	0		0	0
10: Folsom Boro	0	0	0		0	0
11: Galloway Twp	0	0	0		0	0
12: Hamilton Twp*	0	0	0		0	0
13: Hammonton Town**	0	0	0		0	0
14: Linwood City	0	0	0		0	0
15: Longport Boro	0	0	0		0	0
16: Margate City	0	0	0		0	0
17: Mullica Twp	0	0	0		0	0
18: Northfield City	0	0	0		0	0
19: Pleasantville City	0	77,212.00	0		0	0
20: Port Republic City	0	0	0		0	0
21: Somers Point	0	0	0		0	0
22: Ventnor City	0	0	0		0	0
23: Weymouth Twp**	0	0	0		0	0
* Reassessed	0	102,263.00	0		0	
** Revalued						

Atlantic County Board of Taxation
2015 Abstract of Ratables

Taxing District	Addendum - Equalized Value Based on In Lieu of Taxes (Col 10B)				
	-1-	-2-	-3-	-4-	-5-
	C. 12 PL 1977 In Lieu of Tax	NJ Housing Finance Agency	Urban Renewal	Other	Total
01: Absecon City	0	0	0	0	0
02: Atlantic City	0	0	0	0	0
03: Brigantine City	0	0	0	0	0
04: Buena Boro	0	0	0	0	0
05: Buena Vista Twp	0	0	0	0	0
06: Corbin City	0	0	0	0	0
07: Egg Harbor City	0	0	0	0	0
08: Egg Harbor Twp	0	0	0	0	0
09: Estell Manor	0	0	0	0	0
10: Folsom Boro	0	0	0	0	0
11: Galloway Twp	0	0	0	0	0
12: Hamilton Twp*	0	0	0	0	0
13: Hammonton Town**	0	0	0	0	0
14: Linwood City	0	0	0	0	0
15: Longport Boro	0	0	0	0	0
16: Margate City	0	0	0	0	0
17: Mullica Twp	0	0	0	0	0
18: Northfield City	0	0	0	0	0
19: Pleasantville City	0	0	0	0	0
20: Port Republic City	0	0	0	0	0
21: Somers Point	0	0	0	0	0
22: Ventnor City	0	0	0	0	0
23: Weymouth Twp**	0	0	0	0	0
* Reassessed	0	0	0	0	0
** Revalued					

Atlantic County Board of Taxation
2015 Abstract of Ratables

Taxing District	Breakdown of General Tax Rate											
	County Tax	Library Tax	Health Service Tax	County Open Space Tax	District School Tax	Regional School Tax	Local School Tax	Municipal Purpose Tax	Municipal Open Space Tax	Municipal Library Tax	General Tax Rate	Effective Tax Rate
01: Absecon City	0.490	-	0.011	0.002	1.569	-	-	1.027	-	0.036	3.135	3.378
02: Atlantic City	0.384	-	-	0.001	1.239	-	-	1.747	-	0.051	3.422	3.422
03: Brigantine City	0.493	0.033	0.013	0.002	0.491	-	0.031	0.710	-	-	1.773	1.925
04: Buena Boro	0.407	0.027	0.011	0.002	-	1.371	-	0.933	-	-	2.751	2.458
05: Buena Vista Twp	0.422	0.027	0.010	0.002	-	1.466	-	0.394	-	-	2.321	2.156
06: Corbin City	0.686	0.045	0.018	0.002	1.493	-	-	0.367	-	-	2.611	3.924
07: Egg Harbor City	0.432	0.027	0.009	0.002	1.376	0.563	-	1.867	-	-	4.276	4.019
08: Egg Harbor Twp	0.462	0.030	0.011	0.002	1.908	-	-	0.530	0.020	-	2.963	3.022
09: Estell Manor	0.484	0.031	0.013	0.002	1.536	-	-	0.299	-	-	2.365	2.510
10: Folsom Boro	0.715	0.045	0.016	0.003	1.675	-	-	0.597	-	-	3.051	4.755
11: Galloway Twp	0.500	0.033	0.014	0.002	1.158	0.662	-	0.673	-	-	3.042	3.364
12: Hamilton Twp*	0.475	0.031	0.012	0.002	0.962	0.559	-	0.837	-	-	2.878	3.031
13: Hammonton Town**	0.451	0.030	0.012	0.002	1.367	-	-	0.624	-	-	2.486	2.456
14: Linwood City	0.458	-	0.012	0.002	1.160	0.648	0.043	0.867	-	0.035	3.225	3.263
15: Longport Boro	0.474	0.031	0.012	0.002	0.057	-	-	0.331	-	-	0.907	0.952
16: Margate City	0.498	-	0.013	0.002	0.295	-	0.043	0.600	-	0.037	1.488	1.631
17: Mullica Twp	0.741	0.048	0.019	0.003	1.327	0.866	-	1.193	-	-	4.197	6.823
18: Northfield City	0.465	-	0.013	0.002	1.069	0.627	-	0.854	-	0.035	3.065	3.153
19: Pleasantville City	0.399	0.025	0.009	0.002	1.020	-	-	2.372	-	-	3.827	3.378
20: Port Republic City	0.778	0.050	0.021	0.003	2.182	-	-	0.650	0.021	-	3.705	6.336
21: Somers Point	0.447	0.030	0.012	0.002	0.827	0.595	-	0.881	-	-	2.794	2.770
22: Ventnor City	0.430	0.029	0.011	0.002	0.742	-	0.059	0.893	-	-	2.166	2.085
23: Weymouth Twp**	0.458	0.030	0.012	0.002	1.359	-	-	0.397	0.009	-	2.267	2.274

* Reassessed

** Revalued

Atlantic County Board of Taxation
2015 Abstract of Ratables

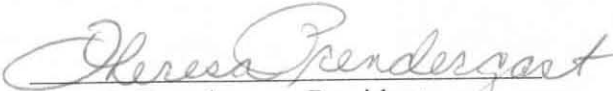
Taxing District	SPECIAL TAXING DISTRICTS				
	Special Taxing District	Number of Ratables	Ratable Value	Budget Amount	Special District Rate
04: Buena Boro	Fire District: F01	920	143,762,500	126,075.00	0.088
04: Buena Boro	Fire District: F02	936	154,847,315	272,578.00	0.177
05: Buena Vista Twp	Fire District: F01	1,079	181,256,100	186,075.00	0.103
05: Buena Vista Twp	Fire District: F02	759	149,181,200	331,925.00	0.223
05: Buena Vista Twp	Fire District: F03	2,526	144,662,900	194,743.00	0.135
05: Buena Vista Twp	Fire District: F04	627	72,941,000	68,722.00	0.095
05: Buena Vista Twp	Fire District: F01	670	101,615,800	196,757.00	0.194
23: Weymouth Twp**	Fire District: F01	980	161,497,342	98,864.00	0.062

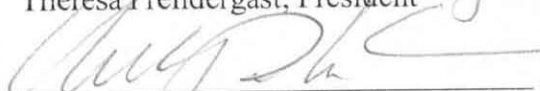
**Atlantic County Board of Taxation
2015 Abstract of Ratables**

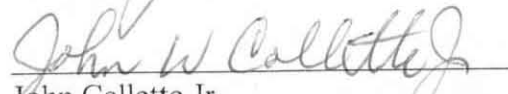
Total Amount of Miscellaneous Revenues for the Support of the County Budget (Includes surplus revenues appropriated)	40,455,714.12
Rate per \$100 to be applied to Column 11 for apportionment of County Taxes	0.45586399
Net County Taxes Apportioned (Column 12 A iii)	160,646,006.44
Adjustments to County Taxes Apportioned (Net Overpayments are added to the Net Taxes Apportioned) (Net Underpayments are deducted from the Net Taxes Apportioned)	6,522,742.82
Rate per \$100 to be applied to Column 11 for apportionment of Library Taxes	0.02935976
Rate per \$100 to be applied to Column 11 for apportionment of Health Taxes	0.01137006
Rate per \$100 to be applied to Column 11 for apportionment of Open Space Taxes	0.00125000


County Percentage Level of Taxable Value of Real Property is 100%

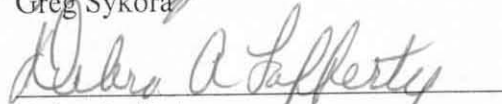
ATLANTIC COUNTY BOARD OF TAXATION

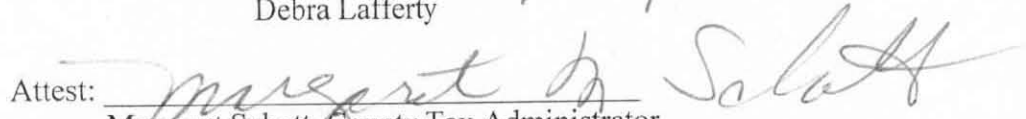

Theresa Prendergast, President


William Polistina



John Collette Jr.


Greg Sykora


Debra Lafferty

Attest: 
Margaret Schott, County Tax Administrator

I hereby certify this to be a true copy of the Abstract of Ratables and Exemptions for the County of Atlantic, State of New Jersey for the year 2015 as filed with me by the Atlantic County Board of Taxation.


Bonnie Lindaw, County Treasurer