

ABSTRACT OF RATABLES for ATLANTIC COUNTY

2020



Atlantic County Board of Taxation

5909 Main Street

Mays Landing, New Jersey 08330

(609) 645-5820

www.aclink.org/taxation

Dennis Levinson, County Executive
Gerald DelRosso, County Administrator



Theresa Prendergast, President
William J. Polistina, Commissioner
Greg Sykora, Commissioner
Charles E. Woolson Jr., Commissioner

Margaret M. Schott, County Tax Administrator

Atlantic County Board of Taxation 2020 Abstract of Ratables

	Column 1	Column 2	Column 3	Column 4	Column 5	Column 6	
	Taxable Value		Total				
	(A)	(B)	Taxable Value		Net Taxable Value of Land & Improvements (Col. 2-3)	Taxable Value of Communication Equipment	Net Taxable Value (Col. 4+5)
Taxing District	Land	Improvements (Includes Partial Exemptions & Abatements)	Taxable Value of Land and Improvements (Col. 1A+1B)	of Partial Exemptions & Abatements (Assessed Val.)			
01: Absecon City	313,428,000	397,010,400	710,438,400	339,000	710,099,400	0	710,099,400
02: Atlantic City **	1,134,438,896	1,375,809,677	2,510,248,573	425,550	2,509,823,023	0	2,509,823,023
03: Brigantine City	2,054,610,600	1,268,266,100	3,322,876,700	0	3,322,876,700	0	3,322,876,700
04: Buena Boro	95,994,900	191,754,500	287,749,400	0	287,749,400	0	287,749,400
05: Buena Vista Twp	215,103,050	427,874,600	642,977,650	0	642,977,650	1,037,656	644,015,306
06: Corbin City	18,982,100	31,881,300	50,863,400	0	50,863,400	0	50,863,400
07: Egg Harbor City	60,820,200	138,309,900	199,130,100	267,600	198,862,500	0	198,862,500
08: Egg Harbor Twp	1,226,775,500	2,809,516,250	4,036,291,750	0	4,036,291,750	8,234,896	4,044,526,646
09: Estell Manor	49,320,300	106,182,800	155,503,100	0	155,503,100	870,620	156,373,720
10: Folsom Boro	65,212,900	109,220,800	174,433,700	0	174,433,700	0	174,433,700
11: Galloway Twp	820,321,300	1,907,790,200	2,728,111,500	100,000	2,728,011,500	100	2,728,011,600
12: Hamilton Twp	558,652,053	1,497,934,350	2,056,586,403	3,312,800	2,053,273,603	7,766,809	2,061,040,412
13: Hammonton Town	375,258,100	994,018,100	1,369,276,200	0	1,369,276,200	0	1,369,276,200
14: Linwood City	377,132,100	553,666,300	930,798,400	0	930,798,400	0	930,798,400
15: Longport Boro	1,337,069,800	537,001,900	1,874,071,700	0	1,874,071,700	0	1,874,071,700
16: Margate City	2,235,940,300	1,511,257,400	3,747,197,700	0	3,747,197,700	0	3,747,197,700
17: Mullica Twp	143,814,300	310,544,800	454,359,100	0	454,359,100	0	454,359,100
18: Northfield City	313,939,510	558,308,750	872,248,260	0	872,248,260	0	872,248,260
19: Pleasantville City **	210,553,600	588,131,800	798,685,400	275,700	798,409,700	0	798,409,700
20: Port Republic City	35,025,700	80,138,500	115,164,200	22,300	115,141,900	0	115,141,900
21: Somers Point	478,177,000	654,824,500	1,133,001,500	419,700	1,132,581,800	0	1,132,581,800
22: Ventnor City	1,161,548,200	898,806,200	2,060,354,400	18,813,400	2,041,541,000	0	2,041,541,000
23: Weymouth Twp	59,951,900	101,882,600	161,834,500	0	161,834,500	656,984	162,491,484
** Revalued *Reassessed	13,342,070,309	17,050,131,727	30,392,202,036	23,976,050	30,368,225,986	18,567,065	30,386,793,051

**Atlantic County Board of Taxation
2020 Abstract of Ratables**

Dist.#	Column 7	Column 8	Column 9		Column 10		Column 11
	General Tax Rate Per \$100	County Equalization Ratio	True Value		Equalization		Net Valuation for County Tax Apportionment (Col. 6-9A+9B -10A+10B)
			(A) UEZ Abatement Expired	(B) Class II Railroads	(A) Amounts Deducted	(B) Amounts Added	
01: Absecon City	3.302	95.15%	0	0	0	37,204,348	747,303,748
02: Atlantic City **	3.934	93.15%	0	0	0	225,360,020	2,735,183,043
03: Brigantine City	1.688	97.69%	0	0	0	80,252,326	3,403,129,026
04: Buena Boro	3.160	109.83%	0	0	24,451,153	0	263,298,247
05: Buena Vista Twp	2.607	108.63%	0	0	49,446,354	0	594,568,952
06: Corbin City	1.900	99.31%	0	0	0	460,859	51,324,259
07: Egg Harbor City	5.281	92.97%	0	0	0	16,931,232	215,793,732
08: Egg Harbor Twp	3.301	93.36%	0	0	0	300,282,474	4,344,809,120
09: Estell Manor	2.586	92.60%	0	0	0	12,758,311	169,132,031
10: Folsom Boro	2.087	99.73%	0	0	0	1,559,069	175,992,769
11: Galloway Twp	3.097	94.70%	0	0	0	156,487,291	2,884,498,891
12: Hamilton Twp	3.219	90.83%	0	0	0	212,579,460	2,273,619,872
13: Hammonton Town	2.719	93.89%	0	0	0	96,777,760	1,466,053,960
14: Linwood City	3.556	102.27%	0	0	19,549,866	0	911,248,534
15: Longport Boro	0.986	92.72%	0	0	0	147,838,213	2,021,909,913
16: Margate City	1.548	87.30%	0	0	0	549,147,295	4,296,344,995
17: Mullica Twp	3.191	95.82%	0	0	0	20,913,848	475,272,948
18: Northfield City	3.468	98.75%	0	0	0	13,870,952	886,119,212
19: Pleasantville City **	4.773	102.10%	0	0	13,682,264	0	784,727,436
20: Port Republic City	2.774	88.18%	0	0	0	15,667,903	130,809,803
21: Somers Point	3.224	99.43%	0	0	0	9,088,078	1,141,669,878
22: Ventnor City	2.591	95.38%	0	0	0	101,663,136	2,143,204,136
23: Weymouth Twp	2.572	89.20%	0	0	0	19,962,863	182,454,347
			0	0	107,129,637	2,018,805,438	32,298,468,852

Atlantic County Board of Taxation 2020 Abstract of Ratables

Column 12A								
Dist.#	I	II Adjustments Resulting from:				III	IV	V
	Total County Taxes AppORTioned	(A) Equalization Deduct Overpay	(B) Table Appeals Add Underpay	County Appeals Deduct Overpay	+Corrections Add Underpay	Net County Taxes AppORTioned	Municipal Budget State Aid	Net County Taxes AppORTioned Less State Aid (Col. 12 AIII-12AIV-County BPP Adjustment
01: Absecon City	3,552,505.50	0	0	14,174.43	0	3,538,331.07	0	3,538,331.07
02: Atlantic City **	13,002,414.14	0	0	632,055.95	0	12,370,358.19	0	12,370,358.19
03: Brigantine City	16,177,671.57	0	0	26,164.36	0	16,151,507.21	0	16,151,507.21
04: Buena Boro	1,251,657.68	0	0	8,019.06	0	1,243,638.62	0	1,243,638.62
05: Buena Vista Twp	2,826,440.36	0	0	5,446.66	0	2,820,993.70	0	2,820,993.70
06: Corbin City	243,983.40	0	0	0	0	243,983.40	0	243,983.40
07: Egg Harbor City	1,025,832.43	0	0	3,971.11	0	1,021,861.32	0	1,021,861.32
08: Egg Harbor Twp	20,654,196.31	0	0	220,589.27	0	20,433,607.04	0	20,433,607.04
09: Estell Manor	804,013.73	0	0	0	0	804,013.73	0	804,013.73
10: Folsom Boro	836,628.05	0	0	2,383.11	0	834,244.94	0	834,244.94
11: Galloway Twp	13,712,226.41	0	0	86,459.19	0	13,625,767.22	0	13,625,767.22
12: Hamilton Twp	10,808,251.84	0	0	8,439.91	0	10,799,811.93	0	10,799,811.93
13: Hammonton Town	6,969,274.24	0	0	13,524.61	0	6,955,749.63	0	6,955,749.63
14: Linwood City	4,331,860.29	0	0	37,484.20	0	4,294,376.09	0	4,294,376.09
15: Longport Boro	9,611,682.15	0	0	4,187.70	0	9,607,494.45	0	9,607,494.45
16: Margate City	20,423,809.31	0	0	16,276.10	0	20,407,533.21	0	20,407,533.21
17: Mullica Twp	2,259,335.34	0	0	5,441.35	0	2,253,893.99	0	2,253,893.99
18: Northfield City	4,212,401.43	0	0	37,115.77	0	4,175,285.66	0	4,175,285.66
19: Pleasantville City **	3,730,408.88	0	0	47,137.69	0	3,683,271.19	0	3,683,271.19
20: Port Republic City	621,838.91	0	0	395.46	0	621,443.45	0	621,443.45
21: Somers Point	5,427,228.94	0	0	14,360.24	0	5,412,868.70	0	5,412,868.70
22: Ventnor City	10,188,286.24	0	0	12,954.05	0	10,175,332.19	0	10,175,332.19
23: Weymouth Twp	867,344.85	0	0	1,948.20	0	865,396.65	0	865,396.65
	153,539,292.00	0	0	1,198,528.42	0	152,340,763.58	0	152,340,763.58

**Atlantic County Board of Taxation
2020 Abstract of Ratables**

Dist.#	Column 12B			Column 12C		
	(A)	(B)	(C)	Local Taxes to be Raised for District School Purposes		
	County Library Taxes Apportioned	County Health Service Taxes Apportioned	County Open Space Taxes Apportioned	(A) District School (adjusted for BPP)	(B) Regional, Consolidated & Joint School	(C) Local School
01: Absecon City	0	166,113.60	9,430.68	12,351,381.00	0	0
02: Atlantic City **	0	0	31,509.35	42,631,859.00	0	0
03: Brigantine City	1,197,844.56	758,260.93	43,094.66	15,863,114.00	0	938,000.00
04: Buena Boro	92,225.13	58,386.38	3,323.53	0	4,798,691.00	0
05: Buena Vista Twp	209,212.48	132,429.05	7,534.85	0	10,782,592.00	0
06: Corbin City	18,094.42	11,454.37	651.51	521,059.00	0	0
07: Egg Harbor City	75,788.52	47,975.95	2,726.41	3,275,928.00	1,505,092.00	0
08: Egg Harbor Twp	1,514,065.23	958,155.52	53,322.75	85,907,958.00	0	0
09: Estell Manor	59,627.68	37,746.29	2,146.96	2,603,143.00	0	0
10: Folsom Boro	61,873.02	39,167.79	2,229.03	1,997,216.00	0	0
11: Galloway Twp	1,010,671.08	639,744.36	36,305.73	33,665,475.00	18,703,789.00	0
12: Hamilton Twp	800,942.60	507,018.15	28,829.30	21,548,489.00	14,480,015.00	0
13: Hammonton Town	515,887.59	326,569.41	18,564.21	19,717,695.00	0	0
14: Linwood City	0	201,616.82	11,402.95	12,680,402.00	6,549,332.00	397,888.00
15: Longport Boro	0	451,040.28	25,649.92	1,601,690.00	0	0
16: Margate City	0	958,088.41	54,478.90	10,498,077.00	0	1,512,000.00
17: Mullica Twp	167,148.79	105,815.38	6,010.99	4,815,936.00	3,152,137.00	0
18: Northfield City	0	196,015.04	11,097.33	10,672,184.00	6,454,999.00	0
19: Pleasantville City **	273,221.65	172,921.30	9,856.12	10,152,148.00	0	0
20: Port Republic City	46,087.50	29,174.95	1,659.72	1,885,328.00	0	0
21: Somers Point	401,465.73	254,143.70	14,433.48	11,042,286.00	7,965,171.00	0
22: Ventnor City	754,633.82	477,700.69	27,158.69	16,888,980.00	0	1,372,300.00
23: Weymouth Twp	64,180.20	40,626.63	2,313.79	2,449,036.00	0	0
	7,262,970.00	6,570,165.00	403,730.86	322,769,384.00	74,391,818.00	4,220,188.00

**Atlantic County Board of Taxation
2020 Abstract of Ratables**

Dist.#	Column 12C			Column 12D
	Local Taxes to be Raised for			
	(A) Municipal Budget (adjusted for BPP)	(B) Municipal Open Space Budget	(C) Municipal Library Budget	Total Levy on which Tax Rate is Computed
01: Absecon City	7,130,855.70	0	247,964.30	23,444,076.35
02: Atlantic City **	42,741,066.42	0	956,082.84	98,730,875.80
03: Brigantine City	21,109,370.65	0	0	56,061,192.01
04: Buena Boro	2,894,262.85	0	0	9,090,527.51
05: Buena Vista Twp	2,834,058.14	0	0	16,786,820.22
06: Corbin City	170,850.00	0	0	966,092.70
07: Egg Harbor City	4,572,474.00	0	0	10,501,846.20
08: Egg Harbor Twp	23,793,931.00	808,905.00	0	133,469,944.54
09: Estell Manor	536,893.90	0	0	4,043,571.56
10: Folsom Boro	704,939.21	0	0	3,639,669.99
11: Galloway Twp	16,788,025.28	0	0	84,469,777.67
12: Hamilton Twp	18,170,806.47	0	0	66,335,912.45
13: Hammonton Town	9,692,320.63	0	0	37,226,786.47
14: Linwood City	8,656,100.77	0	305,807.00	33,096,925.63
15: Longport Boro	6,117,450.89	0	667,063.54	18,470,389.08
16: Margate City	23,157,230.94	0	1,416,380.00	58,003,788.46
17: Mullica Twp	3,994,744.37	0	0	14,495,686.52
18: Northfield City	8,442,419.60	0	296,629.00	30,248,629.63
19: Pleasantville City **	23,810,385.00	0	0	38,101,803.26
20: Port Republic City	587,242.58	23,030.00	0	3,193,966.20
21: Somers Point	11,422,693.27	0	0	36,513,061.88
22: Ventnor City	23,184,407.40	0	0	52,880,512.79
23: Weymouth Twp	740,028.57	16,249.15	0	4,177,830.99
	261,252,557.64	848,184.15	3,889,926.68	833,949,687.91

**Atlantic County Board of Taxation
2020 Abstract of Ratables**

Column 13							
Real Property Exempt From Taxation							
(A)	(B)	(C)	(D)	(E)	(F)	(G)	
Dist.#	Public School	Other School	Public Property	Church and Charitable	Cemeteries and Graveyards	Other Exempts	Total Amount of Exempts 3A+B+C+D+E+F
01: Absecon City	16,660,100	13,723,700	31,515,300	10,817,400	0	12,995,300	85,711,800
02: Atlantic City **	276,363,000	14,338,000	853,720,260	236,589,417	0	3,751,252,400	5,132,263,077
03: Brigantine City	32,868,700	0	160,873,800	5,638,500	0	14,534,800	213,915,800
04: Buena Boro	6,559,700	2,214,800	5,627,100	5,236,600	274,800	28,378,800	48,291,800
05: Buena Vista Twp	20,771,100	18,029,400	15,654,600	4,109,800	355,700	18,149,300	77,069,900
06: Corbin City	0	1,500	1,750,200	281,000	62,900	6,438,775	8,534,375
07: Egg Harbor City	42,939,200	4,322,221	41,629,400	16,471,700	129,900	24,626,500	130,118,921
08: Egg Harbor Twp	173,125,000	0	344,364,400	67,683,800	12,012,200	86,423,100	683,608,500
09: Estell Manor	4,721,400	0	22,771,600	1,053,300	49,200	1,558,700	30,154,200
10: Folsom Boro	2,575,600	0	6,054,200	1,863,700	0	1,473,900	11,967,400
11: Galloway Twp	397,178,797	12,093,600	81,273,700	74,096,000	505,200	245,422,400	810,569,697
12: Hamilton Twp	151,613,400	1,790,300	256,715,101	13,286,805	4,721,300	29,551,450	457,678,356
13: Hammonton Town	63,790,900	8,693,200	41,581,200	22,333,800	674,200	29,881,200	166,954,500
14: Linwood City	43,754,200	0	12,448,800	23,053,700	244,700	5,300,300	84,801,700
15: Longport Boro	0	0	48,088,300	8,792,800	0	0	56,881,100
16: Margate City	17,235,400	780,000	118,319,600	26,302,000	0	5,123,400	167,760,400
17: Mullica Twp	7,373,600	0	14,094,500	5,530,500	194,800	6,174,700	33,368,100
18: Northfield City	6,142,170	798,000	82,963,200	22,121,400	5,000	5,550,500	117,580,270
19: Pleasantville City **	122,817,400	0	35,758,000	72,264,800	8,672,300	156,515,000	396,027,500
20: Port Republic City	2,911,600	0	5,958,700	1,492,700	228,400	1,470,800	12,062,200
21: Somers Point	26,560,600	17,292,200	38,898,600	15,946,700	79,400	156,961,200	255,738,700
22: Ventnor City	30,277,900	0	35,513,700	25,244,860	0	17,951,200	108,987,660
23: Weymouth Twp	3,931,200	0	3,064,700	947,800	0	2,433,900	10,377,600
	1,450,170,967	94,076,921	2,258,638,961	661,159,082	28,210,000	4,608,167,625	9,100,423,556

**Atlantic County Board of Taxation
2020 Abstract of Ratables**

Dist.#	Column 14				Column 15	
	Amount of Miscellaneous Revenues to Support Local Budget				Deductions Allowed	
	(A)	(B)	(C)	(D)	(A)	(B)
	Surplus Revenue	Miscellaneous Revenues Anticipated	Receipts from Delinquent Tax	Total of Miscellaneous Revenues (Col. 14A+B+C)	Senior Citizen, Disabled and Surviving Spouse	Veterans and Widows
01: Absecon City	1,220,000.00	2,080,105.00	220,000.00	3,520,105.00	11,750.00	68,500.00
02: Atlantic City **	0	165,537,594.10	1,500,000.00	167,037,594.10	28,500.00	59,500.00
03: Brigantine City	2,850,000.00	6,179,998.56	411,552.00	9,441,550.56	12,000.00	76,750.00
04: Buena Boro	86,784.00	1,790,717.50	180,000.00	2,057,501.50	13,500.00	23,250.00
05: Buena Vista Twp	500,000.00	1,483,292.92	300,000.00	2,283,292.92	24,500.00	40,500.00
06: Corbin City	95,291.00	356,638.00	62,000.00	513,929.00	750	3,750.00
07: Egg Harbor City	215,000.00	1,459,534.39	4,500.00	1,679,034.39	8,500.00	23,000.00
08: Egg Harbor Twp	1,450,000.00	17,977,962.00	208,206.00	19,636,168.00	59,250.00	223,750.00
09: Estell Manor	61,749.00	774,793.63	125,000.00	961,542.63	4,250.00	12,750.00
10: Folsom Boro	193,500.00	561,971.06	105,000.00	860,471.06	8,750.00	11,000.00
11: Galloway Twp	5,555,000.00	5,958,610.47	21,075.00	11,534,685.47	45,500.00	224,000.00
12: Hamilton Twp	4,093,698.02	5,275,764.82	545,000.00	9,914,462.84	34,750.00	119,000.00
13: Hammonton Town	1,775,000.00	2,744,443.59	2,700.00	4,522,143.59	43,000.00	76,250.00
14: Linwood City	589,000.00	3,286,577.24	245,140.00	4,120,717.24	5,500.00	47,750.00
15: Longport Boro	1,070,000.00	912,417.45	105,000.00	2,087,417.45	1,500.00	11,250.00
16: Margate City	3,240,000.00	3,896,318.81	570,000.00	7,706,318.81	5,125.00	58,000.00
17: Mullica Twp	643,600.00	1,108,406.34	390,000.00	2,142,006.34	15,250.00	40,250.00
18: Northfield City	1,071,000.00	3,154,393.80	340,000.00	4,565,393.80	11,000.00	66,750.00
19: Pleasantville City **	162,555.00	7,576,317.00	174,000.00	7,912,872.00	39,500.00	38,500.00
20: Port Republic City	278,000.00	263,920.00	60,500.00	602,420.00	750	11,500.00
21: Somers Point	1,996,211.22	2,614,677.80	565,000.00	5,175,889.02	14,750.00	60,750.00
22: Ventnor City	2,700,000.00	3,353,457.07	999,600.00	7,053,057.07	14,000.00	47,500.00
23: Weymouth Twp	240,000.00	1,102,051.74	0	1,342,051.74	1,250.00	10,250.00
	30,086,388.24	239,449,963.29	7,134,273.00	276,670,624.53	403,625.00	1,354,500.00

Atlantic County Board of Taxation 2020 Abstract of Ratables

Addendum 'A' to the Abstract of Ratables: Assessed Value of Partial Exemptions & Abatements (Column 3)

	-1-	-2-	-3-	-4-	-5-	-6-	-7-	-8-	-9-
Dist.#	Pollution Control	Fire Suppression	Fallout Shelter	Water/Sewer Facility	Renewable Energy	UEZ Abatement	Home Improvement	MultiFamily Dwelling	Class 4 Abatement
01: Absecon City	0	339,000	0	0	0	0	0	0	0
02: Atlantic City **	0	0	0	0	0	0	0	0	0
03: Brigantine City	0	0	0	0	0	0	0	0	0
04: Buena Boro	0	0	0	0	0	0	0	0	0
05: Buena Vista Twp	0	0	0	0	0	0	0	0	0
06: Corbin City	0	0	0	0	0	0	0	0	0
07: Egg Harbor City	0	0	0	0	8,700	0	0	0	0
08: Egg Harbor Twp	0	0	0	0	0	0	0	0	0
09: Estell Manor	0	0	0	0	0	0	0	0	0
10: Folsom Boro	0	0	0	0	0	0	0	0	0
11: Galloway Twp	0	0	0	0	0	0	0	0	0
12: Hamilton Twp	0	2,179,100	0	0	90,300	0	0	0	0
13: Hammonton Town	0	0	0	0	0	0	0	0	0
14: Linwood City	0	0	0	0	0	0	0	0	0
15: Longport Boro	0	0	0	0	0	0	0	0	0
16: Margate City	0	0	0	0	0	0	0	0	0
17: Mullica Twp	0	0	0	0	0	0	0	0	0
18: Northfield City	0	0	0	0	0	0	0	0	0
19: Pleasantville City **	0	0	0	0	0	0	275,700	0	0
20: Port Republic City	0	0	0	0	22,300	0	0	0	0
21: Somers Point	0	0	0	0	394,700	0	0	0	0
22: Ventnor City	0	0	0	0	0	0	0	0	0
23: Weymouth Twp	0	0	0	0	0	0	0	0	0
	0	2,518,100	0	0	516,000	0	275,700	0	0

**Atlantic County Board of Taxation
2020 Abstract of Ratables**

Addendum 'A' (continued): Assessed Value of Partial Exemptions & Abatements (Column 3)								
	-10-	-11-	-12-	-13-	-14-	-15-	-16-	-17-
Dist.#	Dwelling Abatement	Dwelling Exemption	New Dwelling Conversion Abatement	New Dwelling Conversion Exemption	MultiDwelling Exemption	MultiDwelling Abatement	Commercial/ Industrial Exemption	Total Value
01: Absecon City	0	0	0	0	0	0	0	339,000
02: Atlantic City **	0	0	0	425,550	0	0	0	425,550
03: Brigantine City	0	0	0	0	0	0	0	0
04: Buena Boro	0	0	0	0	0	0	0	0
05: Buena Vista Twp	0	0	0	0	0	0	0	0
06: Corbin City	0	0	0	0	0	0	0	0
07: Egg Harbor City	0	258,900	0	0	0	0	0	267,600
08: Egg Harbor Twp	0	0	0	0	0	0	0	0
09: Estell Manor	0	0	0	0	0	0	0	0
10: Folsom Boro	0	0	0	0	0	0	0	0
11: Galloway Twp	0	100,000	0	0	0	0	0	100,000
12: Hamilton Twp	0	67,000	35,000	91,500	0	0	849,900	3,312,800
13: Hammonton Town	0	0	0	0	0	0	0	0
14: Linwood City	0	0	0	0	0	0	0	0
15: Longport Boro	0	0	0	0	0	0	0	0
16: Margate City	0	0	0	0	0	0	0	0
17: Mullica Twp	0	0	0	0	0	0	0	0
18: Northfield City	0	0	0	0	0	0	0	0
19: Pleasantville City **	0	0	0	0	0	0	0	275,700
20: Port Republic City	0	0	0	0	0	0	0	22,300
21: Somers Point	25,000	0	0	0	0	0	0	419,700
22: Ventnor City	0	0	0	18,813,400	0	0	0	18,813,400
23: Weymouth Twp	0	0	0	0	0	0	0	0
	25,000	425,900	35,000	19,330,450	0	0	849,900	23,976,050

Atlantic County Board of Taxation 2020 Abstract of Ratables

Dist.#	Addendum 'B' State Aid Adjustment for BPP			Addendum 'C' REAP Distribution Summary		
	-1-	-2-	-3-	-1-	-2-	-3-
	County Budget BPP Aid	School Budget BPP Aid	Municipal Budget BPP Aid	Property Assessments	Amount of REAP Aid	Tax Rate Credit
01: Absecon City	0	0	0		0	0
02: Atlantic City **	0	0	0		0	0
03: Brigantine City	0	0	0		0	0
04: Buena Boro	0	12,613.00	0		0	0
05: Buena Vista Twp	0	0	0		0	0
06: Corbin City	0	0	0		0	0
07: Egg Harbor City	0	18,758.00	0		0	0
08: Egg Harbor Twp	0	0	0		0	0
09: Estell Manor	0	0	0		0	0
10: Folsom Boro	0	0	0		0	0
11: Galloway Twp	0	0	0		0	0
12: Hamilton Twp	0	0	0		0	0
13: Hammonton Town	0	0	0		0	0
14: Linwood City	0	0	0		0	0
15: Longport Boro	0	0	0		0	0
16: Margate City	0	0	0		0	0
17: Mullica Twp	0	0	0		0	0
18: Northfield City	0	0	0		0	0
19: Pleasantville City **	0	74,457.00	0		0	0
20: Port Republic City	0	0	0		0	0
21: Somers Point	0	0	0		0	0
22: Ventnor City	0	0	0		0	0
23: Weymouth Twp	0	0	0		0	0
	0	0	0		0	0

**Atlantic County Board of Taxation
2020 Abstract of Ratables**

BREAKDOWN of GENERAL TAX RATE

Taxing District	County				Municipal							Effective Tax Rate
	County Tax	Library Tax	Health Service Tax	Open Space Tax	District School Tax	Regional School Tax	Local School Tax	Municipal Purpose Tax	Open Space Tax	Municipal Library Tax	General Tax Rate	
01: Absecon City	0.499	-	0.024	0.002	1.739	-	-	1.004	-	0.034	3.302	3.137
02: Atlantic City **	0.493	-	-	0.002	1.699	-	-	1.702	-	0.038	3.934	3.610
03: Brigantine City	0.487	0.037	0.023	0.001	0.477	-	0.028	0.635	-	-	1.688	1.647
04: Buena Boro	0.433	0.033	0.021	0.001	-	1.667	-	1.005	-	-	3.160	3.453
05: Buena Vista Twp	0.439	0.033	0.020	0.001	-	1.674	-	0.440	-	-	2.607	2.823
06: Corbin City	0.480	0.036	0.023	0.002	1.024	-	-	0.335	-	-	1.900	1.882
07: Egg Harbor City	0.514	0.039	0.025	0.001	1.647	0.756	-	2.299	-	-	5.281	4.867
08: Egg Harbor Twp	0.506	0.038	0.024	0.002	2.124	-	-	0.588	0.019	-	3.301	3.072
09: Estell Manor	0.515	0.039	0.024	0.001	1.664	-	-	0.343	-	-	2.586	2.391
10: Folsom Boro	0.479	0.036	0.023	0.001	1.144	-	-	0.404	-	-	2.087	2.068
11: Galloway Twp	0.500	0.038	0.024	0.001	1.234	0.685	-	0.615	-	-	3.097	2.928
12: Hamilton Twp	0.524	0.039	0.025	0.002	1.046	0.702	-	0.881	-	-	3.219	2.918
13: Hammonton Town	0.508	0.038	0.024	0.002	1.440	-	-	0.707	-	-	2.719	2.539
14: Linwood City	0.462	-	0.022	0.002	1.363	0.704	0.042	0.929	-	0.032	3.556	3.632
15: Longport Boro	0.513	-	0.025	0.002	0.085	-	-	0.326	-	0.035	0.986	0.914
16: Margate City	0.545	-	0.026	0.002	0.281	-	0.040	0.617	-	0.037	1.548	1.350
17: Mullica Twp	0.497	0.037	0.024	0.002	1.059	0.693	-	0.879	-	-	3.191	3.050
18: Northfield City	0.479	-	0.023	0.002	1.223	0.740	-	0.967	-	0.034	3.468	3.414
19: Pleasantville City **	0.462	0.035	0.022	0.001	1.271	-	-	2.982	-	-	4.773	4.855
20: Port Republic City	0.540	0.041	0.025	0.001	1.637	-	-	0.510	0.020	-	2.774	2.442
21: Somers Point	0.478	0.036	0.023	0.002	0.974	0.703	-	1.008	-	-	3.224	3.198
22: Ventnor City	0.499	0.037	0.024	0.002	0.827	-	0.067	1.135	-	-	2.591	2.467
23: Weymouth Twp	0.533	0.040	0.026	0.001	1.507	-	-	0.455	0.010	-	2.572	2.290

Atlantic County Board of Taxation 2020 Abstract of Ratables


SPECIAL TAXING DISTRICTS						
Taxing District	Special Taxing District	Number Ratables	Ratable Value	Budget Amount	Special Disctict Rate	
04: BUENA BORO	FIRE DISTRICT: F01	911	141,245,900	141,362.00	0.101	
04: BUENA BORO	FIRE DISTRICT: F02	934	146,503,500	226,143.00	0.155	
05: BUENA VISTA TWP	FIRE DISTRICT: F01	1,076	169,914,250	250,025.00	0.148	
05: BUENA VISTA TWP	FIRE DISTRICT: F02	763	155,950,000	364,921.00	0.234	
05: BUENA VISTA TWP	FIRE DISTRICT: F03	2,512	144,410,200	274,945.00	0.191	
05: BUENA VISTA TWP	FIRE DISTRICT: F04	625	72,538,600	81,500.00	0.113	
05: BUENA VISTA TWP	FIRE DISTRICT: F05	667	100,164,600	235,906.00	0.236	
23: WEYMOUTH TWP	FIRE DISTRICT: F01	979	162,491,484	109,948.00	0.068	

**Atlantic County Board of Taxation
2020 Abstract of Ratables**

Total Amount of Miscellaneous Revenues for the Support of the County Budget (Includes surplus revenues appropriated)	67,116,215.34
Rate per \$100 to be applied to Column 11 for apportionment of County Taxes	0.47537638
Net County Taxes Apportioned (Column 12 A iii)	152,340,763.58
* Adjustments to County Taxes Apportioned	
* Net Overpayments are added to the Net Taxes Apportioned	
* Net Underpayments are deducted from the Net Taxes Apportioned	
Rate per \$100 to be applied to Column 11 for apportionment of Library Taxes	0.03525511
Rate per \$100 to be applied to Column 11 for apportionment of Health Taxes	0.02231765
Rate per \$100 to be applied to Column 11 for apportionment of Open Space Taxes	0.00125000

County Percentage Level of Taxable Value of Real Property is 100%

ATLANTIC COUNTY BOARD OF TAXATION


Theresa Prendergast, President



William Polistina, Commissioner


Greg Sylora, Commissioner


Charles Woolson Jr., Commissioner

Attest: 
Margaret M. Schott, County Tax Administrator

I hereby certify this to be a true copy of the Abstract of Ratables for the County of Atlantic, State of New Jersey for the year 2020 as filed with me by the Atlantic County Board of Taxation.


Bonnie Lindaw, County Treasurer

Atlantic County Board of Taxation 2020 Abstract of Ratables

Total Amount of Miscellaneous Revenues for the Support of the County Budget (Includes surplus revenues appropriated)	67,116,215.34
Rate per \$100 to be applied to Column 11 for apportionment of County Taxes	0.47537638
Net County Taxes Apportioned (Column 12 A iii)	152,340,763.58

* Adjustments to County Taxes Apportioned
 * Net Overpayments are added to the Net Taxes Apportioned
 Net Underpayments are deducted from the Net Taxes Apportioned

Rate per \$100 to be applied to Column 11 for apportionment of Library Taxes	0.03525511
Rate per \$100 to be applied to Column 11 for apportionment of Health Taxes	0.02231765
Rate per \$100 to be applied to Column 11 for apportionment of Open Space Taxes	0.00125000

County Percentage Level of Taxable Value of Real Property is 100%

ATLANTIC COUNTY BOARD OF TAXATION


 Theresa Prendergast, President



 William Polistina, Commissioner


 Greg Sydnor, Commissioner


 Charles Woolson Jr., Commissioner

Attest: 
 Margaret M. Schott, County Tax Administrator

I hereby certify this to be a true copy of the Abstract of Ratables for the County of Atlantic, State of New Jersey for the year 2020 as filed with me by the Atlantic County Board of Taxation:


 Bonnie Lindaw, County Treasurer